

Feature Checklist Table

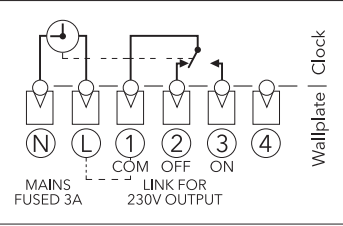
Part No.	Channel	Timings			Conventional Boiler	Easitext Guide	Boost / Advance	Holiday Mode	Service Interval
		24hr	5 / 2 day	7 day					
T711R	1	x	x	x		x	x	x	x
T721R	2	x	x	x	x	x	x	x	x
T741R	3/4	x	x	x	x	x	x	x	x

Specification

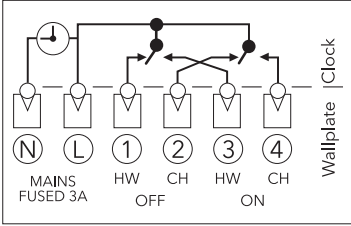
Voltage	230V a.c. +10% -10% 50Hz
Switch Rating	2 (1) A 230V a.c. each switch
Ambient Temperature	Operating: 0° to 45°C (MiTime 3 / 4 channel 0° to 40°C) Storage: -20°C to 50°C
Without Mains Power	Display: blank Time: always kept Program times: always preserved
Programming Resolution	1 minute
Wiring	Fixed wiring only, to comply with current IEE regulations
Maintenance	Must be maintained by a qualified electrician or heating engineer
Pollution Degree	2
Rated Impulse Voltage	2.5kV
Ball Pressure Test Temperature	75C
Relevant EC Directives:	2006 / 95 / EC Low Voltage Directive 2004 / 108 / EC Electromagnetic Compatibility Directive 2006 / 66 / EC Battery Directive 2011 / 65 / EU RoHS Directive
Applied Standards:	EN60730-1; EN60730-2-7

Wiring Diagrams

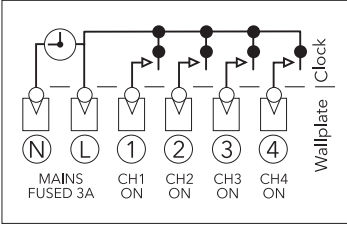
Single Channel



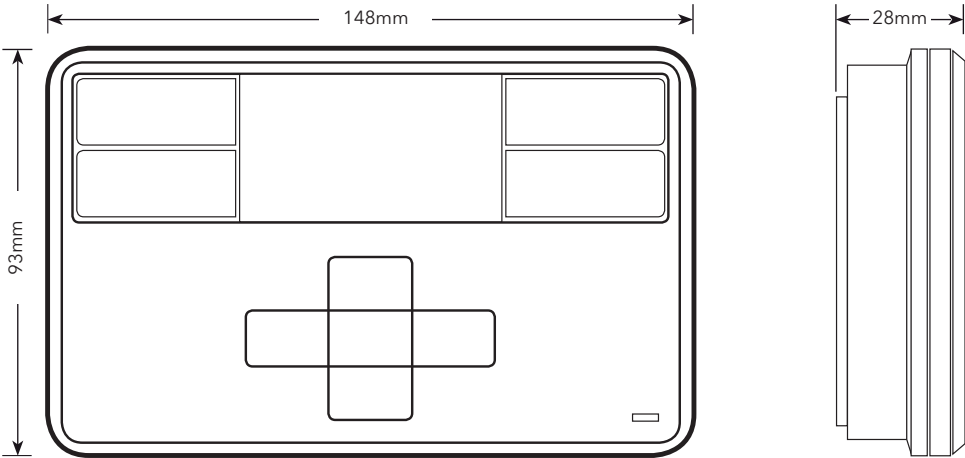
Dual Channel



Multi Channel



Dimensions



Sales: +44 (0) 845 130 5522 | Technical: +44 (0) 845 130 7722 | Fax: +44 (0) 845 130 0622 | Email: customer.care@invensys.com
Drayton products are available from all leading builders and plumbers merchants. Drayton is part of the Invensys Group.

Get all the information
www.draytoncontrols.co.uk

Hear all the news first
[@DraytonHeating](https://twitter.com/DraytonHeating)

See our products in action
www.youtube.com/draytoncontrols



EU Design Regs:- 002180638-1/2/3

Reference number: D109



In accordance with our continuous improvement procedures, we reserve the right to change design features and specifications without prior notification. The Data contained in this document is for guidance only. Invensys Controls accepts no liability for any consequential losses, injury or damage resulting from the use of this document or the information contained within.



A stylish range of timeswitches and programmers available in up to four channel options. Designed for versatility and ease of use, our range offers a solution for every installation.



- Easitext on screen step-by-step programming guide
- Industry standard back plate
- 1, 2, 3 / 4 channel options
- Large backlit screen
- 24 hour, 5 / 2 day or 7 day programming settings

Featuring new

easitext™

On screen step-by-step guide



Versatile and Easy to use Time Controls


The **MiTime** range of timeswitches and programmers has been developed to offer the perfect combination of flexibility, modern styling, and ease of use.

The range is part of the **Mi Series**, which includes a complete suite of programmers, a room thermostat, a programmable thermostat, a cylinder thermostat, and wireless packs specially created to meet Part L requirements and zoning.

Easy Programming

All products in the Drayton **Mi Series** range feature **easitext**; innovative new on screen guidance that makes it simple for everyone to programme and use their stylish new controls. Step-by-step on screen directions means users may never need to look at their instruction manual.

The navigation buttons and icons are instantly recognisable and similar to that of a remote control or phone. The handy 'home' button means users can instantly navigate back to the main menu, and the 'back' button allows you to go back one screen at a time to make any adjustments. **Easitext for easy use.**




Scan to test out our **easitext** programming simulator.

In research* carried out 90% of consumers and installers could programme the device without even looking at the instructions.

Featuring new
easitext™
On screen step-by-step guide

Programming example: Change the programme schedule in 3 easy steps (Model MT711R shown)



Press to go back to the home screen.



Step 1

Scroll down to 'programme timetable' and press select .



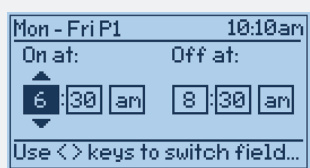
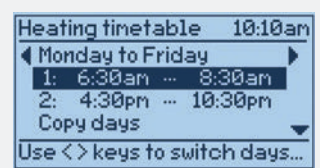
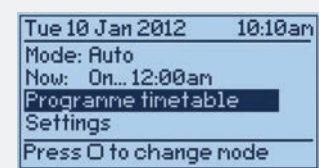
Step 2

Scroll and select the time period you want to amend. Use the horizontal arrows to change days.



Step 3

Use the vertical arrows to change the time and the horizontal arrows to move to the next field. Press select to confirm.



MT711R Timeswitch

1 Channel, universal (7 day, 5day / 2 day or 24 hour)



MT721R Programmer

2 Channel, universal (7 day, 5day / 2 day or 24 hour)



MT742R Programmer

3 / 4 channel, universal (7 day, 5 / 2 day or 24hour)
Perfect for zoning and multi-zoning.



Product	Part Number
MiTime Single Channel Timeswitch	MT711R1A0900
MiTime Dual Channel Programmer	MT721R1A0900
MiTime Multi Channel Programmer	MT742R1A0900

Versatile Programmers

The **MiTime** range offers a reliable and versatile solution for every installation.

The 1 channel timeswitch provides basic control for systems with a combination boiler – it simply switches the heating on and off as required and hot water is available on demand.

The 2 channel programmer can be used to control the heating and hot water with a conventional system boiler; or two heating zones with a combination boiler.

Our new and most versatile option is our flexible new 3 / 4 channel option that allows up to two heating and two hot water zones – perfect for zoning in larger properties.

Each control offers the flexibility of universal programming options (24 hr, 5 / 2 day, 7day), so it can be customised to suit any lifestyle, no matter how routine or varied.

Whether a combination boiler or conventional system boiler; **MiTime** offers the perfect solution for every installation.

MiTime RF Wireless Packs

The **MiTime** programmers are also available as part of our new **MiTime RF** wireless packs. Wireless enabled programmers are pre-bound in packs with a choice of room thermostats and cylinder thermostats for the complete control package.

For options on the wireless packs available please see our **MiTime RF Pack** brochure.

Features and Benefits

MiTime Key Features

Easitext step-by-step guide for simple programming

Large backlit screen with now and next information

New 3/4 channel options for zoning

Home key: Press to go back to the home screen at any time

Back key: Press to return to the previous screen

Industry standard back plate for quick installation

Arrow keys: Press to move the highlight on screen, and to change field values


Wireless enabled versions available as part of **MiTime RF** Packs

+hr key: Press to give 1, 2 or 3 hours boost with LCD indication

Advance key: Press to advance programme to the next on or off period

Universal programming options: 24 hour, 5 day / 2 day, or 7 day.

Universally recognised buttons and symbols for easy use



Additional Product Features

- Flexible Service interval feature with reduced comfort (adjustable duration), off or warning only options, as well as boost feature, audible alarm and option to include installer phone number
- Enhanced holiday mode allows start and end times for one or multiple zones.
- Choice of 12 or 24 hour pre-set clock
- Memory saver - programme and clock never needs resetting in the event of power loss
- Automatic summer / winter time updates
- Access protection (screen lock)
- Auto, Always off, Always on and All day options
- 3 Pre-set and easily adjustable lifestyle programmes
- 3 User programmes can be saved by name and restored
- Copy day feature
- Up to 4 time periods per day, easily add or remove events

