

# TECHNICAL DATA SHEET

## 1901

### Exposed Concentric Chrome Shower Valve with Diverter & Rigid Riser Kit

#### Product Specification

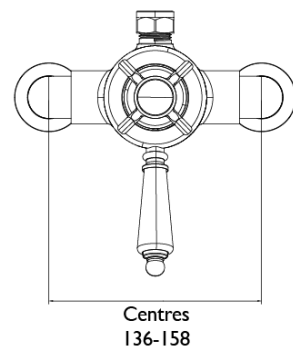
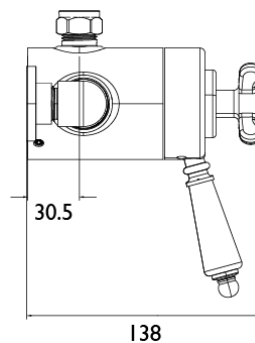
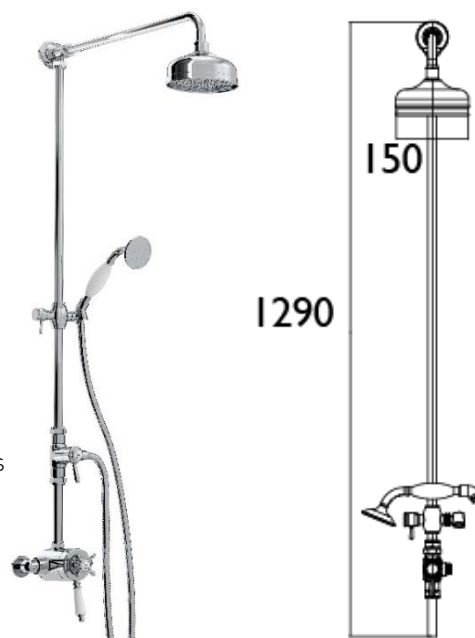
Product Code:	N2 CSHXDIV C
Finish:	Chrome
Connection Inlet:	15mm Compression
Maximum Temperature:	Pre-set 42oC
Pressure Range:	0.1 – 5.0 Bar
Dimensions for Fitting:	136mm – 158mm adjustable inlet centres

#### Additional Information

- Chrome plated to BS EN 248:2002
- Traditional shower kit with external diverter, shower rose, rigid riser and handset
- Supplied with 2x 8 litres per minute flow regulators
- Adjustable inlet centres mean you can use existing pipework with centres measuring anything between 136mm and 158mm.
- Factory fitted regulators means this is a water saving shower
- Matching taps available

#### Flow Rates (litres per minute)

System Pressure	0.1bar	0.2bar	0.5bar	1bar	2bar	3bar	5bar
Through Handset with Flow Regulators	---	---	3.6	5.08	7.19	8.8	8.8
Through Handset without Flow Regulators	2.65	3.74	5.92	8.37	11.84	14.5	18.72
Through Rose with Flow Regulators	---	---	9	10.9	11.3	11.6	9.7
Through Rose without Flow Regulators	5.12	7.24	11.45	16.19	22.9	28.05	36.39




#### Technical Advice:

For further information please call 0844 7016273 or email [customercare@bristan.com](mailto:customercare@bristan.com)

#### Guarantee:

5 years covering manufacturing faults.



Guarantee

Delivery

0844 7016273

D2