



**+ DOMESTIC
BOILER RANGE
& ACCESSORIES.**



WWW.IDEALBOILERS.COM

+ WELCOME TO FIRST CLASS.



THE QUEEN'S AWARDS
FOR ENTERPRISE



10 YEARS IN THE UK

WINNER
Household Boiler Category.
Survey of 11,941 people by TNS.

As technologies continue to develop, we understand that you want a long term partner who has the skills and expertise to deliver you a wide range of practical and reliable hot water and heating solutions, that are simple to install and easy to service.

Here at Ideal Boilers, we can provide you with just that.

When you choose to work with Ideal you can be confident in the knowledge that our rigorous research and development procedures ensure that our products are not only reliable, but have also been designed and built with you in mind.

We offer dedicated one to one support throughout the design, planning and aftersales service.

CONTENTS.

GET MORE WITH IDEAL
04-05 SERVICE & SUPPORT

THE LOGIC+ RANGE
06-15 **LOGIC+ COMBI**
LOGIC+ SYSTEM
LOGIC+ HEAT ONLY

THE VOGUE RANGE
16-21 **VOGUE COMBI**
VOGUE SYSTEM

KITS & CONTROLS
22-24 THERMOSTATS & TIMERS
25 LPG CONVERSION KITS

HIGH EFFICIENCY CYLINDERS
26-31 THERMSTORE

GET MORE WITH IDEAL.



AFTERSALES SUPPORT

With a range of tools to help you grow your business, Ideal is on hand to ensure you have the support you need.

Our dedicated Customer Service department is available 364 days a year, 8am to 8pm Monday to Friday, as well as 8am to 2pm on a Saturday and 8am to 12 noon on a Sunday.

- Installer Helpline **01482 498663**
- Homeowner Helpline **01482 498660**

We also have a team of expert engineers, fully trained to exacting standards and Gas Safe registered, on hand to provide one-to-one advice on the road, over the phone or online ensuring you're fully supported, wherever and whenever you need.

SERVICE REMINDERS

Ideal Service Reminders are designed so you don't miss out on any of the service revenue from the Ideal boilers you fit. For every Ideal boiler you install, Ideal will...

- 1 Contact your customer a month before the service is due to remind them that their Ideal boiler is approaching its annual service
- 2 Send your customer your name and contact number so that it's you they book a service with
- 3 We'll then send you an SMS to let you know we've contacted them, reminding you to give them a call and arrange their annual boiler service!

To register for Service Reminders, speak to your Ideal Boilers Area Sales Manager.

PARTS REQUESTS

Ideal's extensive quality testing procedures ensure that all of our products are manufactured to the highest quality standards.

In the unlikely event that a spare part is required, you can rest assured that most parts are readily available to order via your local spares outlet for up to 10 years after appliance production has ceased.

Ideal spare parts can be obtained from any of Ideal's nationwide network of approved stockists.

For more information about Ideal spare parts and for a list of stockists, please visit our website or call our parts department on:

01482 498665
www.idealparts.com



RELIABILITY

Not only do Ideal boilers go through 200 quality checks before they leave our factory, our Customer Services are open 364 days a year and we offer warranties from two up to seven years.



EASY INSTALLATION

All of our boilers are built with the installer in mind. Through extensive field trials and installer clinics we are confident that our range of boilers are easy to install with plenty of room inside to manoeuvre.



BUSINESS SUPPORT TAILORED TO YOU

Installer Connect is the installer loyalty scheme from Ideal Boilers. The scheme rewards you for the Ideal boilers you install, as well as offering a number of brilliant business support services including free Gas Safe notifications for building regulations.

To find out more or to become a member, visit:

www.installerconnect.com



01.

+ LOGIC+

The Logic+ is the flagship range of high efficiency boilers from Ideal. Compact in size and fully modulating down to as low as 4.8kW, the Logic+ provides excellent energy savings making it the perfect choice for new or replacement installations.

Siting a Logic+ boiler is quick and simple thanks to a telescopic flue, push and clip flue turret connections and zero compartment ventilation, which allows the product to be installed neatly into a standard kitchen cupboard (always check measurements before installation).

+ LOGIC+

Thanks to unrivalled levels of reliability, the Logic+ range of boilers comes with a 7 year warranty* and supported by the Queen's Award for Enterprise 2013, Good Housekeeping Reader Recommendation and being voted Product of the Year for 2014.

The Logic+ range has been designed to ensure a quick and hassle-free installation. Benefiting from concealed connections and comprehensive controls, all models also feature a translucent condensate siphon to allow any debris to be spotted quickly and easily.



KEY FEATURES

There is no wonder the Logic+ range is installed by thousands of installers across the country, with a range of key features built in as standard:

- Compact cupboard fit
- Low lift weight (33kg for combination models)
- Plain text display with simple diagnostics
- Preformed copper tails
- Pre-wired mains lead
- Wide range of flue options



WINNER
Household Boiler Category
Survey of 11,941 people by TNS.

*7 year warranty available until 31st December 2014. The standard warranty period on the Logic+ range is 5 years.

LOGIC+ COMBI 24 30 35

Available in outputs of 24, 30 and 35 kW, the Logic+ Combi is designed to ensure a quick and hassle-free installation thanks to concealed connections, built-in automatic bypass and an integral filling loop. A translucent condensate siphon also allows any debris to be spotted quickly and efficiently.

Siting the product is quick and simple too thanks to a telescopic flue, fast fix flue turret connections and zero compartment ventilation which allows the product to be installed neatly into a standard kitchen cupboard.

A clear 16 character backlit display provides a plain English description of the heating and hot water functions, together with fault information. A history log provides further reassurance.

Complete with a 7 year parts and labour warranty* and recommended by the Energy Saving Trust, the Logic+ delivers total home comfort and customer peace of mind.

FEATURES



7 YEAR WARRANTY*



COMPACT



FROST PROTECTION



FLUE VARIANTS



LPG CONVERSION**



NOX CLASS 5

SPECIFICATION

RELIABLE

- Award winning range
- Energy Saving Trust recommended
- 7 year parts and labour warranty*
- Built-in frost protection
- Built-in filling loop
- Pre-heat function
- Service indication

EASY TO INSTALL

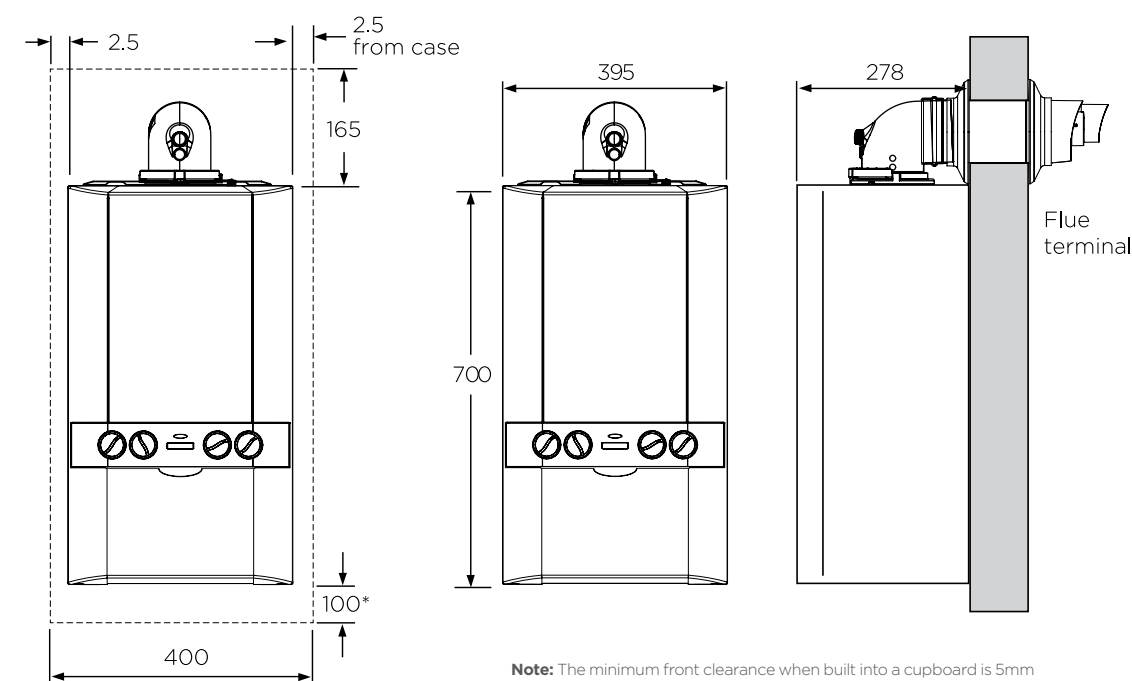
- Compact cupboard fit
- Door to optional timers includes user instructions
- Fast fix telescopic horizontal flue
- Wide range of additional flueing options

- Low lift weight (33kg)
- Preformed copper tails
- Plain text display
- Pre-wired mains lead (2m) & spare fuses included
- Pre-piping kit
- PRV wall outlet pipe included
- Universal condensate connection
- Stand-off kit including piping
- Compatible with a range of additional controls inc. weather compensation and Opentherm controls
- LPG conversion kit available for 30 kW boilers

*7 year warranty available until 31st December 2014. The standard warranty period on the Logic+ range is 5 years.
**30 kW model only.



CLEARANCES & DIMENSIONS



Note: The minimum front clearance when built into a cupboard is 5mm from the cupboard door but 450mm overall clearance with the cupboard door open is required for servicing.

*Bottom clearance after installation can be reduced to 5mm. However, 100mm is required for servicing.

LOGIC+ COMBI.

24 30 35

LOGIC+ SYSTEM 15 18 24 30

Recommended by the Energy Saving Trust and available in a choice of four outputs - 15, 18, 24 and 30 kW, the Logic+ System is suitable for a wide variety of sealed domestic systems and features a lightweight compact cupboard fit design.** There are concealed connections at the base and no compartment ventilation is required, so the Logic+ System can be conveniently located out of sight in both new or replacement installations.

Product design and quality is paramount within the Logic+ System range; additional features such as a PRV wall outlet pipe ensure total reliability and a hassle-free installation.

FEATURES



7 YEAR WARRANTY*



COMPACT



FROST PROTECTION



FLUE VARIANTS



LPG CONVERSION**



NOX CLASS 5



DIGITAL DISPLAY

SPECIFICATION

RELIABLE

- Award winning range
- Energy Saving Trust recommended
- 7 year parts and labour warranty*
- Built-in frost protection
- Service indication

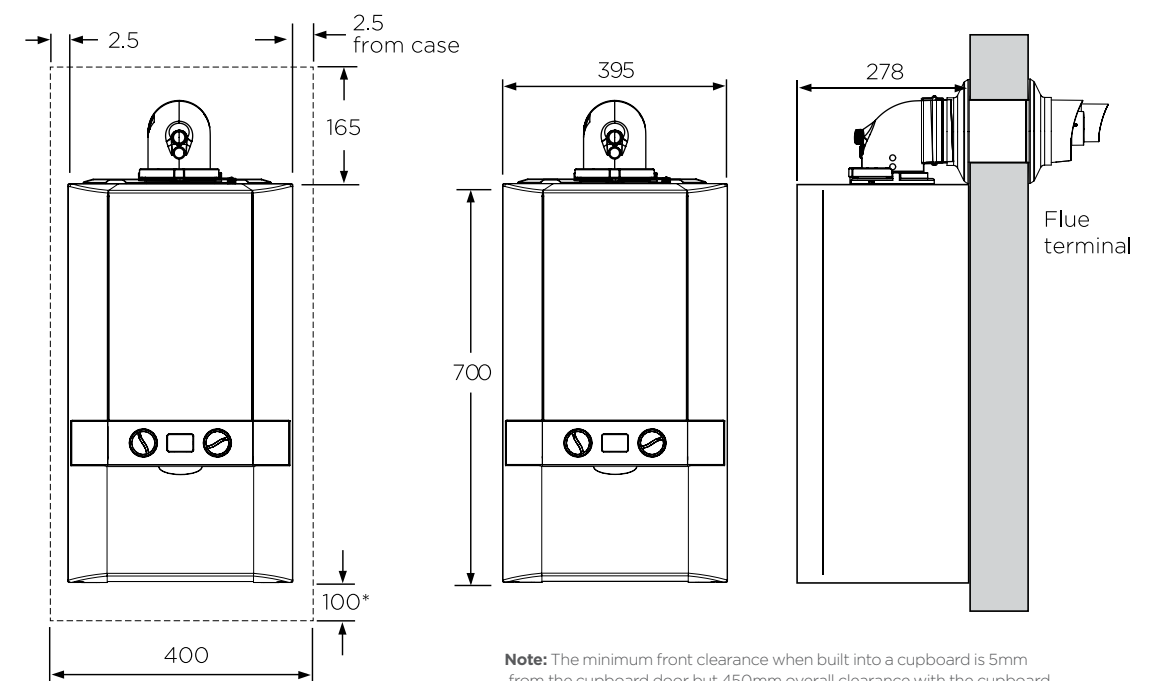
EASY TO INSTALL

- Compact cupboard fit
- Wide range of flueing options
- Concealed pipe connections
- Low lift weight (28kg)[†]
- Preformed copper tails
- LPG Conversion kit available for 30 kW boilers
- Stand-off kit and pre-pipe options
- PRV wall outlet pipe
- Pre-wired mains lead

*7 year warranty available until 31st December 2014. The standard warranty period on the Logic+ range is 5 years.
 **30 kW model only.
[†]Weight with front panel removed.
^{††}Please check kitchen cupboard size prior to installation.



CLEARANCES & DIMENSIONS



Note: The minimum front clearance when built into a cupboard is 5mm from the cupboard door but 450mm overall clearance with the cupboard door open is required for servicing.

*Bottom clearance after installation can be reduced to 5mm. However, 100mm is required for servicing.

LOGIC+ SYSTEM.

15 18 24 30

LOGIC+ HEAT ONLY 12 15 18 24 30

Incorporating the latest in heating design and technology, the Logic+ Heat Only is an outstanding heat only solution for both new build or replacement installations alike. Available in a choice of five outputs - 12, 15, 18, 24 and 30 kW, the Logic+ Heat Only will deliver total home comfort for a wide range of domestic properties.

Installers have the further choice of neat direct rear flue options as required, helping to further speed up the installation in retro fit situations.

Suitable for open vent and sealed systems, the Logic+ Heat Only boiler is straightforward to site and install. No compartment ventilation, compact fit and a lightweight design mean the boiler can be neatly installed out of sight in a kitchen cupboard.^{†††}

FEATURES



7 YEAR WARRANTY*



COMPACT



FROST PROTECTION



FLUE VARIANTS



LPG CONVERSION**



NOX CLASS 5



DIGITAL DISPLAY



DIRECT REAR FLUE

SPECIFICATION

RELIABLE

- Energy Saving Trust recommended
- 7 year parts and labour warranty*
- Boiler frost protection
- Water flow sensor

EASY TO INSTALL

- Compact cupboard fit
- Direct 80mm diameter rear flue option
- Wide range of flueing options
- Low lift weight (23kg)^{††}
- Top system connections
- 75mm deep translucent condensate siphon
- Stand-off kit
- Terminal wall plate kit
- Security bracket kit
- Low minimum head requirement
- LPG conversion kit available for 30 kW boilers
- Fully modulating operation down to 4.8 kW[†]
- Weather compensation kit option

*7 year warranty available until 31st December 2014. The standard warranty period on the Logic+ range is 5 years.

**30 kW model only.

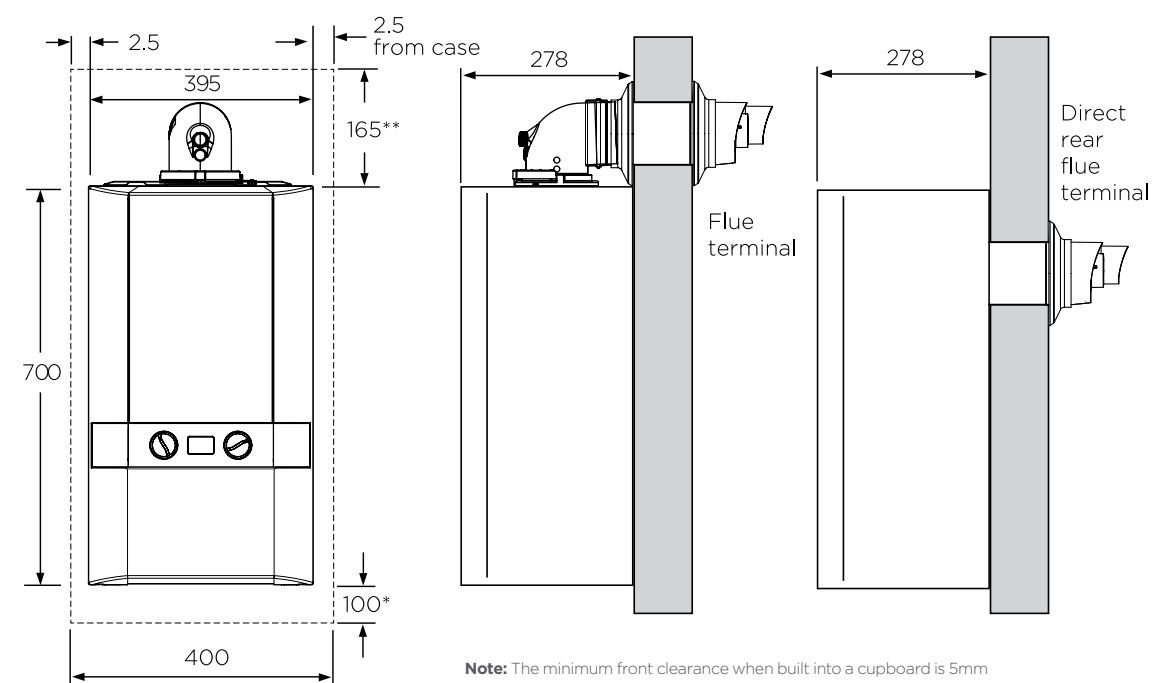
†(30 kW only - 6.1 kW)

††Weight with front panel removed.

†††Please check kitchen cupboard prior to installation.



CLEARANCES & DIMENSIONS



Note: The minimum front clearance when built into a cupboard is 5mm from the cupboard door but 450mm overall clearance with the cupboard door open is required for servicing.

[†]Bottom clearance after installation can be reduced to 5mm. However, 100mm is required for servicing.
^{††}Rear flue option - top clearance 100mm.

LOGIC+ HEAT ONLY.

12 15 18 24 30

TECHNICAL SPECIFICATION

BOILER MODEL	LOGIC+ COMBI				LOGIC+ SYSTEM				LOGIC+ HEAT ONLY				
	24	30	35	15	18	24	30	12	15	18	24	30	
SIZE	Height (mm)	700				700				700			
	Width (mm)	395				395				395			
	Depth (mm)	278				278				278			
	Weight (packed) kg	37.7	37.8	38	34.4				28.7				
	Maximum installation weight kg	32.7	32.8	33	28.0				23.0				
PERFORMANCE	CH output (kW) Min/Max @ 70°C	4.8 - 24.2	6.1 - 24.2	7.1 - 24.2	4.8 - 15.0	4.8 - 18.0	4.8 - 24.2	6.1 - 30.3	4.8 - 12.0	4.8 - 15.0	4.8 - 18.0	4.8 - 24.2	6.1 - 30.3
	CH output (kW) Min/Max @ 40°C	5.1 - 25.6	6.4 - 25.6	7.5 - 25.6	5.1 - 15.9	5.1 - 19.1	5.1 - 25.6	6.4 - 31.0	5.1 - 13.0	5.1 - 15.9	5.1 - 19.1	5.1 - 25.6	6.4 - 31.0
	DHW output (kW) Max	24.2	30.3	35.3	N/A				N/A				
	DHW flow rate l/min. 35°C rise	9.9	12.4	14.5	N/A				N/A				
	SEDBUK (2005) %	91	91.1	91	91.1	91	91	91.1	91.2	91.1	91	91	91.1
	SEDBUK (2009) %	89.0	89.0	88.9	89.3	89.2	89.5	89.6	89.4	89.3	89.2	89.5	89.1
	NOx Classification	CLASS 5				CLASS 5				CLASS 5			
	Optional LPG kit	No	Yes	No	No	No	No	Yes	No	No	No	No	Yes
CONSTRUCTION	Heat exchanger material	Cast Aluminium - Silicon Alloy				Cast Aluminium - Silicon Alloy				Cast Aluminium - Silicon Alloy			
	Burner type	Downward firing pre-mix				Downward firing pre-mix				Downward firing pre-mix			
	Fully modulating	Yes				Yes				Yes			
	DHW plate heat exchanger	Yes				N/A				N/A			
	Integrated hydroblock	Yes				N/A				N/A			
INSTALLATION	Suitable for sealed systems	Yes				Yes				Yes			
	Suitable for open-vent systems	No				No				Yes			
	Filling loop	Yes				No				No			
	Pre-wired mains lead	Yes				Yes				No			
	Flow regulator	Yes				N/A				N/A			
	In-built system bypass	Yes				Yes				No			
	In-built condensate trap/siphon	Yes				Yes				Yes			
	In-built boiler frost protection	Yes				Yes				Yes			
Zero compartment ventilation	Yes				Yes				Yes				
CLEARANCES	Top (mm) (from top of boiler)	165				165				165 (100 rear outlet flue)			
	Side (mm)	2.5				2.5				2.5			
	Bottom (mm)	100*				100*				100*			
	Front (mm)	450*				450*				450*			
USER INTERFACE	User display	Plain text				Plain text				Plain text			
	User interface	Text display & manual controls				Digital display & manual controls				Digital display & manual controls			
	Diagnostics	Plain English text				Fault diagnosis display				Fault diagnosis display			
	User adjustable	Manual heating & hot water controls				Manual heating control				Manual heating control			
	'Eco' setting on CH	Yes				Yes				Yes			
	In-built programmer	Optional				No				No			
PIPES	Pre-piping kit	Optional				Yes				No			
	Stand-off kit	Optional				Yes				Yes			
	Stand-off kit inc. pipes	Optional				Yes				No			
FLUES	Max horizontal	9m	8m	6m	9m	9m	9m	8m	9m	9m	9m	9m	8m
	Max vertical		7.5m				7.5m			7.5m (Also available: High Level Flue Outlet Kit/ Direct Rear Flue Kit (55/80))			
	Powered vertical		22m				22m			22m (Also available: High Level Flue Outlet Kit/ Direct Rear Flue Kit (55/80))			
CONNECTIONS**	Gas supply connection	15mm copper compression				15mm				15mm			
	CH flow connection	22mm copper compression				22mm				22mm			
	CH return connection	22mm copper compression				22mm				22mm			
	Inlet connection - DHW	15mm copper compression				N/A				N/A			
	Outlet connection - DHW	15mm copper compression				N/A				N/A			
	Condensate drain	21.5mm				21.5mm				21.5mm			

*Can be reduced to 5mm, 450mm required for servicing.
 **For outputs exceeding 18 kW (60,000 Btu/h), 28mm primary pipework will be required.

02.

+ VOGUE

Showcasing unique boiler innovation, the Vogue from Ideal Boilers utilises modern technology, teamed with premium parts and components to bring you the next step in domestic heating intelligence.

The complete design, from component specification, manufacture and build, through to consumer use is engineered with quality in mind. All models in the Vogue range deliver premium performance, reliability and are supported by a premium aftersales support service.

+ VOGUE

The Vogue range comes complete with comprehensive components and a 7 year warranty as standard for complete peace of mind.

As well as receiving a Good Housekeeping Reader Recommendation, the Vogue is the ideal solution for customers looking for a top of the range product.



VOGUE

COMBI 26 32 40 SYSTEM 15 18 26 32

Every model in the Vogue range comes complete with a 7 year parts and labour warranty. When choosing Vogue, installers and homeowners can rest assured that they will be receiving ultimate peace of mind.

Unrivalled levels of reliability are achieved through integrated product design - only high specification components and interface are used, and all our suppliers have market leading technical competence and quality assured processes.

The Vogue range also comes with a dedicated Customer Service helpline.

FEATURES



7 YEAR WARRANTY



COMPACT



FROST PROTECTION



FLUE VARIANTS



NOX CLASS 5



DIGITAL DISPLAY



PREMIUM COMPONENTS



HIGH PERFORMANCE



DEDICATED CUSTOMER SERVICE



LPG CONVERSION

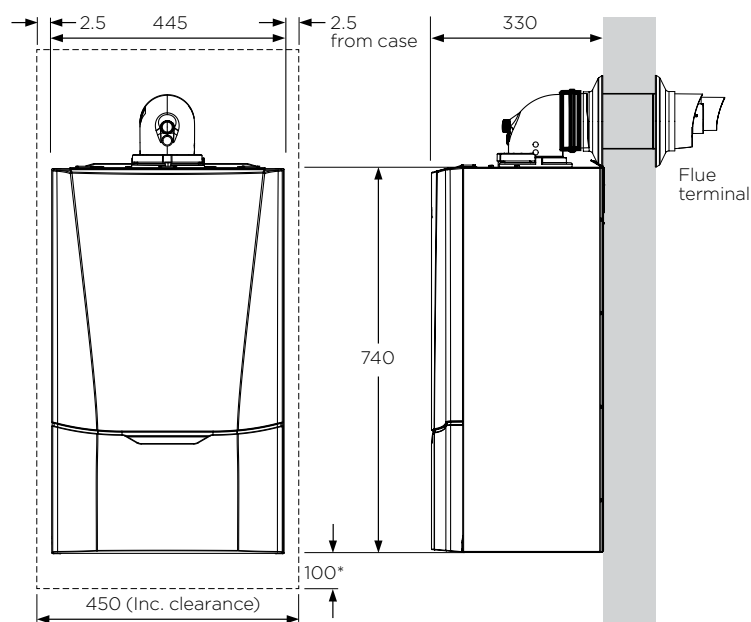


KEY FEATURES

- Automatic bypass**
- Filling loop**
- Service display with installer telephone number input
- Pre-wired mains lead
- Preformed copper tails at pipe clip distance
- Stainless steel heat exchanger
- Universal condensate drain connection
- Casing clean point
- Pump, diverter valve exercise & anticycling
- Boiler frost protection
- Commissioning function
- Fault history & help text

**Combi only.

CLEARANCES & DIMENSIONS



Dimensions applicable to all models.

TECHNICAL SPECIFICATION

		VOGUE COMBI			VOGUE SYSTEM			
		26	32	40	15	18	26	32
BOILER MODEL								
SIZE	Height (mm)	740			740			
	Width (mm)	445			445			
	Depth (mm)	330			330			
	Packaged weight (kg)	40.4	41.7	43.7	37.7	38.0	40.9	41.1
	Installation weight (kg)	34.8	36.1	38.1	32.6	33	35.8	36.1
PERFORMANCE	CH output (kW) Min/Max @ 70°C	18	26	32	15	18	26	32
	CH output (kW) Min/Max @ 40°C	19.3	27.9	34.3	16.2	19.3	27.9	34.3
	DHW output (kW) Max	26	32	40	N/A			
	DHW flow rate l/min. 35°C rise	10.6	13.1	16.4	N/A			
	SEDBUK (2005) %	91	91.1	91	91	91.1	91.1	91.1
	SEDBUK (2009) %	89.1	89.2	89.1	88.9	89.3	89.3	89.3
	NOx Classification	5			5			
	Optional LPG kit	Yes			Yes			
CONSTRUCTION	Heat exchanger material	Stainless steel						
	Burner type	Pre-mix steel with 'cool burner door'						
	Fully modulating output	7:1			5:1			
	DHW plate heat exchanger	Yes			N/A			
	Pump & hydroblock	Brass with modulating pump			Modulating pump			
	Suitable for sealed systems	Yes			Yes			
	Suitable for open-vent systems	No			No			
	Filling loop	Yes			No			
	Pre-wired mains lead	Yes			No			
	In-built system bypass	Yes			Yes			
In-built condensate trap/siphon	Yes			Yes				
In-built boiler frost protection	Yes			Yes				
PRV Wall outlet pipe standard	Yes			Yes				
Zero compartment ventilation	Yes			Yes				
CLEARANCES	Top (mm) (from top of boiler)	165			165			
	Side (mm)	2.5			2.5			
	Bottom (mm)	100			100			
	Front (mm)	450*			450*			
USER INTERFACE	User display	Large backlit LCD with text & symbols						
	User interface	Text display & manual controls						
	Diagnostics	Plain English text						
	User adjustable	Manual heating & hot water controls			Manual heating control			
	Eco setting on CH	Yes			Yes			
	DHW preheat	Yes			N/A			
	Pressure gauge	Analogue in control panel						
	In-built programmer	Optional (Mech. & electronic)			Optional			
PIPES	Stand-off kit	Yes			Yes			
	Stand-off kit inc. pipes.	Yes			Yes			
FLUES	Max horizontal	10	8	8	10	10	10	8
	Max vertical	10			10			
CONNECTIONS**	Gas supply connection	22mm			22mm			
	CH flow connection	22mm			22mm			
	CH return connection	22mm			22mm			
	Inlet connection - DHW	15mm			N/A			
	Outlet connection - DHW	15mm			N/A			
	Condensate drain	21.5mm Universal			21.5mm Universal			

SPECIFICATION

PRODUCT INTELLIGENCE

- Cool door technology
- Modulating pump
- Up to 7:1 modulation
- Large 10 litre expansion vessel
- Large backlit LCD with plain text
- Service display & telephone number input

RELIABLE

- 7 year parts & labour warranty as standard
- Dedicated Customer Services helpline
- High flow 40 kW Combi
- Comprehensive standard components

EASY TO INSTALL

- Modulating pump
- Longer maximum flue lengths with easy access sampling points
- Brass waterset including readily accessible parts
- Choice of plug-in controls

PREMIUM COMPONENTS

- Stylish chassis with full size door complete with damped opening
- Stainless steel heat exchanger

*Bottom clearance after installation can be reduced to 5mm. However, 100mm is required for servicing.

*Can be reduced to 5mm, 450mm required for servicing.
**For outputs exceeding 18kW (60,000 Btu/h), 28mm primary pipework will be required.

03.

+
KITS &
CONTROLS

Here at Ideal we believe that choosing the right control to meet the needs of your customer is as important as choosing the right product; that's why the Logic+ and Vogue boilers are fully compatible with a range of thermostats and timers for the ultimate in home comfort.

**ELECTRONIC TIMER**

Easy-to-use heating control through a plug-in digital timer. Plain text operating and diagnostics information. 7 day and up to 3 time periods per day. Automatic summer/winter time update.

- Part No. 204545 Logic+ Combi
- Part No. 208907 Vogue Combi
- Part No. 208909 Vogue System

Image shown is 204545

MECHANICAL TIMER

Simple heating control through a plug-in analogue timer. 24 hour tappet operation with off/timed/continuous periods.

- Part No. 204839 Logic+ Combi only
- Part No. 208445 Vogue Combi only

Image shown is 204839

**RF ELECTRONIC
PROGRAMMABLE
THERMOSTAT**

Wireless Radio Frequency (RF) digital timer and room thermostat providing heating control. 7 day, plain text operating and diagnostics display. Automatic summer/winter time update.

- Part No. 204789 Logic+ Combi only
- Part No. 208427 Vogue Combi only

Image shown is 208427

RF MECHANICAL TIMER AND ROOM THERMOSTAT KITS

Easy to use remote frequency timer, complete with room thermostat. The timer is prewired with plug-in connections to the boiler wiring and features a 24hr tappet operation with off/timed/continuous period.

The room thermostat can be freestanding or wall-mounted and has a compact design with LCD display and simple symbols to indicate the control.

- Part No. 208352 Logic+ Combi only
- Part No. 208912 Vogue Combi only

Image shown is 208352



WEATHER COMPENSATION OUTDOOR SENSOR

Ideal Boiler ranges provide weather compensation when fitted with an outdoor sensor (which is available as an optional accessory). Weather compensation works by measuring the temperature outside the home and adjusting the temperature (or flow) of the radiators inside. If the weather is particularly cold outside, the outdoor sensor will communicate with the boiler intelligently to increase the radiator temperature. This process also works in reverse, as the outdoor temperature increases, the flow to the radiators will decrease. This process allows the system to operate more efficiently by only heating to the minimum temperature necessary and also preventing spikes in heating activity.

- Part No. 204914 Logic+ Combi
- Part No. 206152 Logic+ System & Heat
- Part No. 208921 Vogue Combi & System

Image shown is 204914/206152



RF MECHANICAL PROGRAMMABLE THERMOSTAT

Wireless Radio Frequency (RF) analogue timer and room thermostat providing heat control. Easy-to-use 24 hour tappet control.

- Part No. 204824 Logic+ Combi only
- Part No. 208974 Vogue Combi only

Image shown is 208974



LPG CONVERSION KITS

Designed for use with the Logic+ and Vogue range of boilers, the Ideal LPG (propane) conversion kit provides a simple and robust conversion solution.

FEATURES AND BENEFITS

- Available for all Logic+ and Vogue ranges (Combi, Heat & System)
- Suitable for most property sizes
- Fast & simple conversion with pre-set gas valve for no product adjustment

PRODUCTS APPLICABLE

- Logic+ Combi 30 kW (serial letter code ZJ and onwards)
- Logic+ Heat 30 kW
- Logic+ System 30 kW
- Vogue Combi 26, 32, 40 kW
- Vogue System 15, 18, 26, 32 kW

Please note the above kits are only applicable to Logic+ Combi boilers with serial code letters shown above (produced from June 2011).

NATURAL GAS TO LPG KIT CONTENTS

Each kit comprises:

- Gas valve (preset operation)
- Burner injector
- BCC (Boiler chip card)
- Data plate labels
- Instructions



Use of the preset gas valve ensures the safety of a non-adjustable gas valve is retained during conversion.

Two data plate labels are provided in the kits inclusive of a new data plate providing LPG details, and a label to retain boiler serial number identity.

LPG HEAT OUTPUTS

Boiler Model	Logic+ Combi 30		Logic+ Heat 30		Logic+ System 30			Vogue Combi			Vogue System	
	26	32	40	15	18	26	32	40	15	18	26	32
Min. output (kW)	8.0	8.0	8.0	4.4	5.4	6.7	3.8	4.4	5.2	8.0		
Max. output (kW)	24.3	30.3	30.3	18.0	26.0	32.0	15.0	18.0	26.0	32.0		
Max. DHW output (kW)	30.3	N/A	N/A	26.0	32.0	40.0	N/A	N/A	N/A	N/A		

Product Code	NG - LPG Conversion Kits
207650	Logic+ Combi 30
207652	Logic+ Heat 30
207654	Logic+ System 30
209282	Vogue Combi 26
209283	Vogue Combi 32
209284	Vogue Combi 40
209285	Vogue System 15
209286	Vogue System 18
209287	Vogue System 26
209288	Vogue System 32

Product Code	LPG - NG Conversion Kit
176658	Logic+ Combi 30
176660	Logic+ Heat 30
176662	Logic+ System 30
177107	Vogue Combi 26
177108	Vogue Combi 32
177109	Vogue Combi 40
177110	Vogue System 15
177111	Vogue System 18
177112	Vogue System 26
177113	Vogue System 32

04.

+ HIGH EFFICIENCY CYLINDERS

If you're installing a heat only or system boiler from the Ideal Logic+ or Vogue range, then consider the Thermstore range of cylinders – the perfect solution for new or replacement installations.



2

YEAR PARTS
WARRANTY

25

YEAR VESSEL
WARRANTY

THERMSTORE 90 120 150 180 210 250 300 400

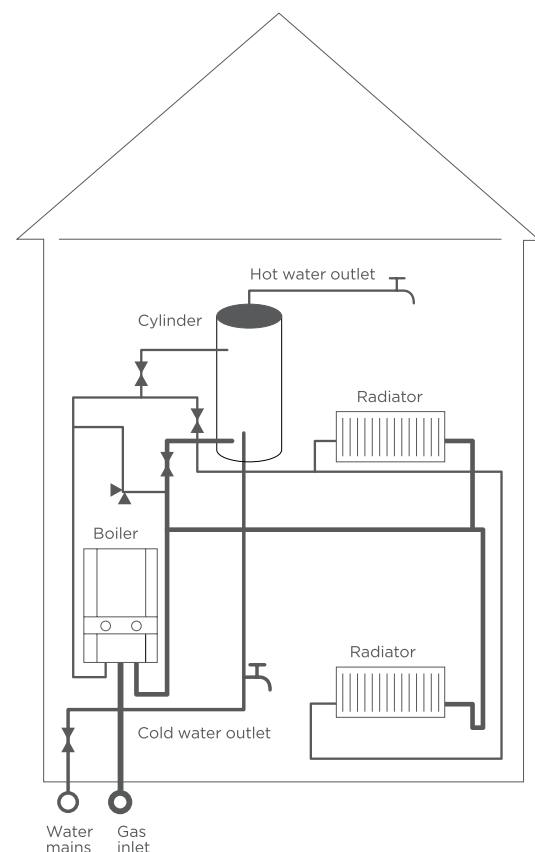
The Ideal Thermstore range of stainless steel unvented, indirect cylinders are manufactured to the highest standards. We have 8 models in the range, all with a 2 year parts and labour

warranty, so you can be sure the Thermstore allies the twin demands of excellent product quality with outstanding value.

KEY FEATURES

- 2 year parts and labour, and 25 year vessel warranty
- Duplex stainless steel construction to offer excellent resistance to corrosion
- Global Warming Potential (GWP) of 0.7 provides CFSH benefits
- Insulated using the latest HCFC free Envirofoam
- Corrugated heat transfer coil to give 20% faster recovery than plain tube
- Manufactured in accordance with BS EN 12897
- Complete with all quality fittings according to model
- Lightweight for ease of installation
- Standing heat loss as low as 0.8 kW hr/24hr

HOME SET UP



BASIC APPLIANCE (SUPPLIED)

- Hot water draw of 22mm compression
- Temperature and pressure relief valve 95°C/6 bar
- Hot water secondary return 22mm (not fitted to cylinders below 210 litres)
- Immersion heater 1 3/4" BSP 3 kW
- Cold supply 22mm compression
- Dual control/overheat thermostat pocket
- Boiler control sensor pocket (spare)
- Primary flow 22mm compression (28mm tails for 400 litre model only)
- Primary return 22mm compression (28mm tails for 400 litre model only)

COMPONENT KIT (SUPPLIED)

- Combination inlet group incorporating pressure reducing valve, strainer, check valve, balanced cold take-off point, expansion relief valve and expansion vessel connection points
- Portable expansion vessel complete with flexible hose and wall bracket
- Tundish
- Dual control thermostat and combined overheat thermostat
- Two port 22mm zone valve for primary circuit
- Wiring junction box for primary system



TECHNICAL SPECIFICATION

		IDEAL THERMSTORE							
BOILER MODEL		90	120	150	180	210	250	300	400
SIZE	Height (mm)	745	930	1120	1305	1495	1745	1992	2030
	Diameter (mm)	550	550	550	550	550	550	550	630
	Weight (empty) (kg)	19	22	26	28	33	38	44	55
	Weight (full) (kg)	109	142	176	208	243	288	344	455
	Capacity (litres)	90	120	150	180	210	250	300	400
PERFORMANCE	Pressure regulator (bar)	3	3	3	3	3	3	3	3
	Expansion vessel size (litres)	12	12	18	18	24	24	35	2 x 24
	Rating of primary coil (kW)	16.5	18.0	18.5	19.0	20.5	21.5	25.0	30.5
	Recovery time after 70% draw off (min)	16	19	19	21	26	30	32	36
	Heat up time from 15°C to 60°C (min)	21	27	28	33	41	44	48	55
	Standing losses (kWhr/24hr)	0.80	1.06	1.27	1.48	1.70	1.85	2.04	2.82

THERMSTORE.

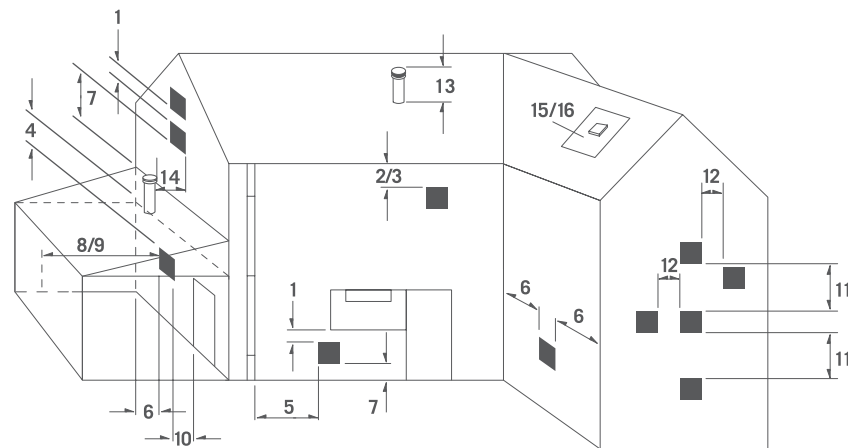
90 120 150 180 210 250 300 400

FLUE SITING

There are a substantial number of fluing options available with the Ideal ranges, giving excellent siting flexibility for almost all applications.

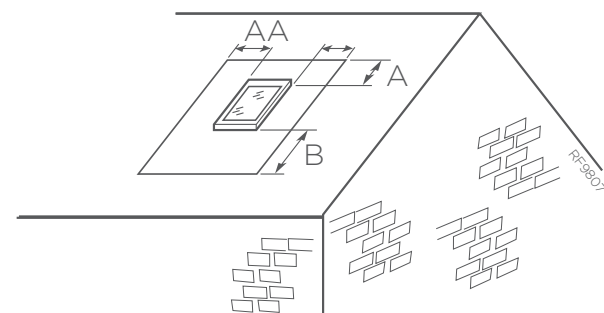
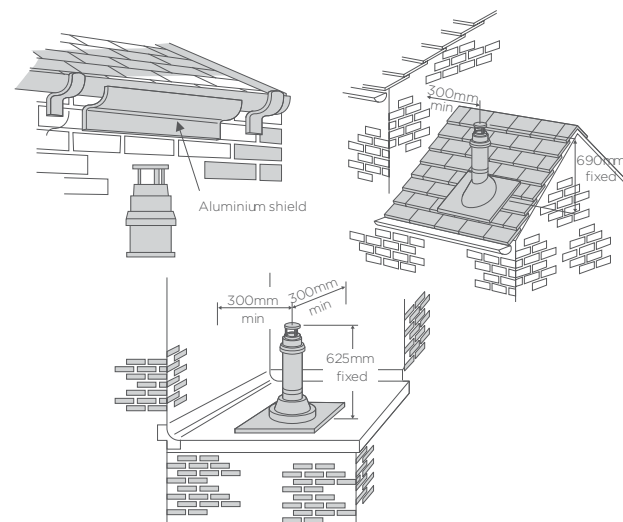
The range of options include standard and telescopic flue as well as roof flue and powered verticle flue options.

To ensure siting issues are kept to a minimum, High Level Flue Outlet kit options and Flue Deflector kits are available.



MINIMUM DIMENSIONS OF FLUE TERMINAL POSITIONS

FLUE TERMINAL POSITION	MIN. SPACING
1. Directly below, above or alongside an opening window, air vent or other ventilation opening.	300mm (12")
2. Below guttering, drain pipes or soil pipes BS5440-1 2008	25mm (1")* 75mm (3")
3. Below eaves. BS5440-1 2008	25mm (1")* 200mm (8")
4. Below balconies or car port roof. BS5440-1 2008	25mm (1")* 200mm (8")
5. From vertical drain pipes or soil pipes. BS5440-1 2008	25mm (1")* 150mm (6")
6. From an internal or external corner or to a boundary alongside the terminal. BS5440-1 2008	25mm (1")* 300mm (12")
7. Above ground, roof or balcony level.	300mm (12")
8. From a surface or boundary facing a terminal.	600mm (24")
9. From a terminal facing a terminal.	1200mm (48")
10. From an opening in a car port (eg. door or window) into dwelling.	1200mm (48")
11. Vertically from a terminal on the same wall.	1500mm (60")
12. Horizontally from a terminal on the wall.	300mm (12")
VERTICAL FLUES	
13. Above the roof pitch with roof slope of all angles. Above flat roof.	300mm (12") 300mm (12")
14. From a single wall face. From corner walls.	300mm (12") 300mm (12")
15. Below Velux window.	2000mm (79")
16. Above or side of Velux window.	600mm (24")



A = 600mm
B = 2000mm

The flue terminal shall not penetrate the shaded area of the roof.

*Only one reduction down to 25mm is allowable per installation otherwise BS5440-1 2008 dimensions must be followed.

LOGIC+ & VOGUE FLUE KITS

- Part No. 208171 Standard horizontal flue (600mm long)
- Part No. 208169 Telescopic horizontal flue
- Part No. 208174 1m horizontal flue
- Part No. 208290 Raised horizontal flue inc. vertical flue adaptor and 1m extension
- Part No. 203129 1m flue extension
- Part No. 203130 90 degree flue elbow
- Part No. 203131 45 degree flue bends (pair)
- Part No. 208178 Plume management kit
- Part No. 203228 Plume kit 1m extension
- Part No. 203229 Plume kit 90 degree elbow
- Part No. 203230 Plume kit 45 degree bends (pair)
- Part No. 208175 Vertical flue connector to convert boiler for vertical flue
- Part No. 203132 Vertical flue (does not include vertical flue adaptor)
- Part No. 152258 Angled weather collar for vertical flue (fits slate & tiles)
- Part No. 152259 Flat roof weather collar for vertical flue
- Part No. 208176 Flue deflector (clips on end of flue & angles plumbing away)
- Part No. 205990 Rear outlet flue (Logic+ heat only)
- Part No. 205989 High level flue outlet kit (Logic+ heat only, rear flue only)
- Part No. 208177 Balcony flue outlet kit

LOGIC+ STAND-OFF KITS

- Part No. 204913 Stand-off kit
- Part No. 204872 Stand-off kit inc. piping (combi)
- Part No. 206154 Stand-off kit inc. piping (system)
- Part No. 206153 Stand-off kit inc. piping (heat only)

VOGUE STAND-OFF KITS

- Part No. 208442 Stand-off kit
- Part No. 208443 Stand-off kit inc. piping (combi)
- Part No. 208707 Stand-off kit inc. piping (system)



+
**GREAT
BOILERS
FROM
GREAT
BRITAIN.**



Ideal Boilers
PO Box 103
National Avenue
Kingston upon Hull
East Yorkshire
HU5 4JN

T 01482 492251
enquiries@idealboilers.com

WWW.IDEALBOILERS.COM

