

# Homeowner Quick Start Guide



## Wiser

# Drayton

by Schneider Electric

# Heating Schedule

Day of the week



Tap to edit

Event time

Event temperature

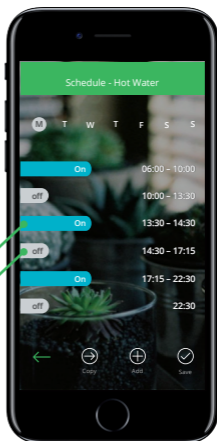
New event

Tap to save

# Hot Water Boost/Schedule

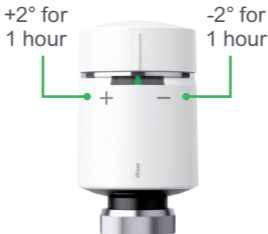




Boost  
On/Off



Event  
On/Off

# Home System



# 1 Install

Install the Wisier Heat Hub<sup>R</sup> according to the INSTALLATION Guide. This must be completed before registering an account.



**Note:** If this has been completed by your installer, then move to the next step.

# 2 Download

Download the app for your smartphone by searching “Wisier Heat”.

Open the app and select “Setup a new system”.

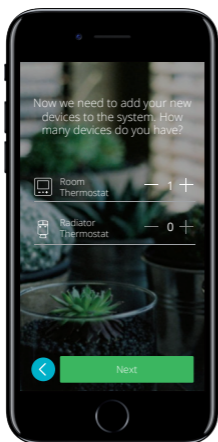


iOS 8+ Android 4.2+

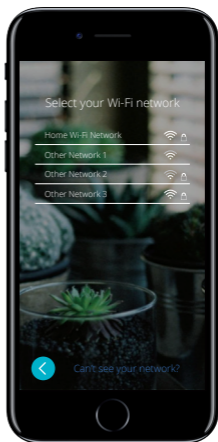
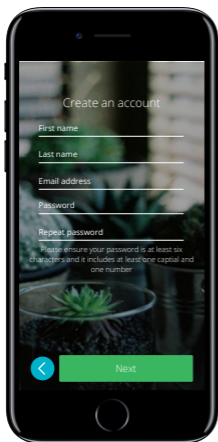


## 3 Add Devices

**Note:** If this has been completed by your installer, then move to the next step.



# 4 Connect



# 5 Feature Overview





# 🕒 Heating Boost



**For the full user  
guide visit:**

[wiser.draytoncontrols.co.uk](http://wiser.draytoncontrols.co.uk)

## **Support**

**Phone:** 0333 6000 622

**Email:** [customer.care@draytoncontrols.co.uk](mailto:customer.care@draytoncontrols.co.uk)

**Website:** [wiser.draytoncontrols.co.uk](http://wiser.draytoncontrols.co.uk)