

## TECHNICAL DATASHEET

### COMMERCIAL STRATUS THERMOSTATIC DUAL CONTROL EXPOSED SHOWER VALVE WITH CHROME LEVERS

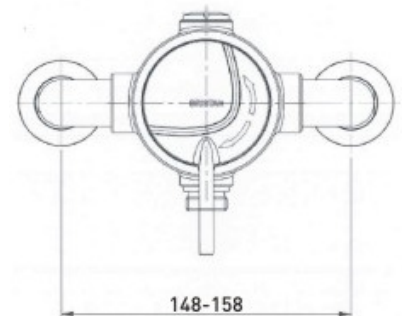
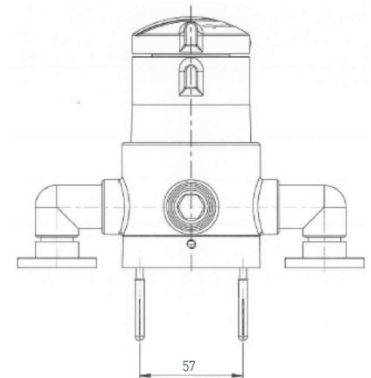
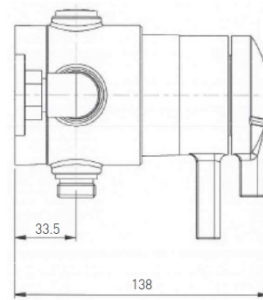
#### Product Specification

<b>Product Code:</b>	STR TS1875 EDC C
<b>Finish:</b>	Chrome
<b>Product Type:</b>	Commercial
<b>Construction:</b>	Body is of brass construction and is designed to conform to BS EN 1111:1999 (HP) & BS EN 1287:1999 (LP)
<b>Valve Type:</b>	Thermostatic Cartridge
<b>Supply:</b>	Suitable for all plumbing systems (Preferably balanced)
<b>Inlet Connections:</b>	15mm compression elbows
<b>Outlet Connections:</b>	½" BSP
<b>Working Pressures:</b>	Min 0.2bar, Max 8.0bar Maximum Static Pressure: 10.0 bar
<b>Dimensions for Fitting:</b>	148-158mm inlet centres



#### Additional Information

- Separate control for temperature & flow.
- Anti-vandal stainless steel concealing plate
- Automatic thermostatic shut-off in the event of hot or cold water failure.
- Check valves and serviceable filters as standard
- Supplied as 'valve only' and thus can be customised by choosing accessories from our Pick 'N' Mix showering options. Please see our Product and Price guide for details.
- Adjustable inlet centres between 148-158mm.
- Chrome plated to BS EN 248.



<b>Technical Advice:</b>	For further information please call 0844 7016273 or email <a href="mailto:customer@bristan.com">customer@bristan.com</a>
<b>Guarantee:</b>	1 year covering manufacturing faults.

#### Compliance / Approvals

<b>WRAS:</b>	Certificate N°: 0707014
<b>TMV3:</b>	Certificate N°: BC213/1107

#### Flow Rates (litres per minute)

System Pressure	0.2bar	0.5bar	1bar	2bar	3bar	4bar	5bar
Open Outlet	4.47	6.97	7.4.0	8.27	9.10	9.37	9.53