



## Introduction

Smart Plugs go directly into an open outlet (like an extension of the outlet) giving a user connected control over the device plugged into the equipment. Salus offers standardized Smart Plugs for EU, UK and U.S. This product must be used with the Universal Gateway (UG600/UGE600) and the Salus Smart Home App. Go to [www.salus-smarthome.com](http://www.salus-smarthome.com) for the PDF version of the manual.

## Product Compliance

This product complies with the essential requirements and other relevant provisions of Directive 2014/30/EU, 2014/35/EU, 2014/53/EU and 2011/65/EU. The full text of the EU Declaration of Conformity is available at the following internet address: [www.saluslegal.com](http://www.saluslegal.com).



## Safety Information

Use in accordance with the regulations.  
Designed to be used exclusively indoor.  
Keep your device completely dry.  
Disconnect your device before cleaning it with a dry towel.



Ensure your socket switch is permanently on.

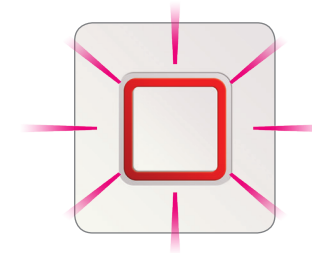


V = 230AC 50HZ  
A = 13 Amp max.



1

After initialisation the LED will start flashing continuously.



SALUS Controls plc  
SALUS House  
Dodworth Business Park South,  
Whinby Road,  
Dodworth, Barnsley S75 3SP, UK.

Sales: T: +44 (0) 1226 323961  
E: [sales@salus-tech.com](mailto:sales@salus-tech.com)

Technical: T: +44 (0) 1226 323961  
E: [tech@salus-tech.com](mailto:tech@salus-tech.com)



[www.salus-controls.com](http://www.salus-controls.com)

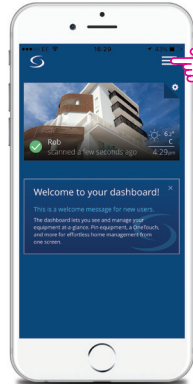
SALUS Controls is a member of the Computime Group  
Maintaining a policy of continuous product development SALUS Controls plc reserve the right to change specification, design and materials of products listed in this brochure without prior notice.

For PDF Installation guide please go to  
[www.salus-manuals.com](http://www.salus-manuals.com)

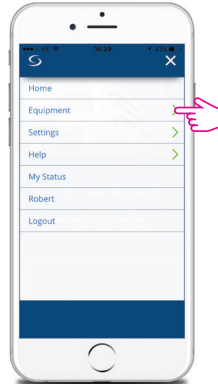
Issue Date: May 2016  
V0011



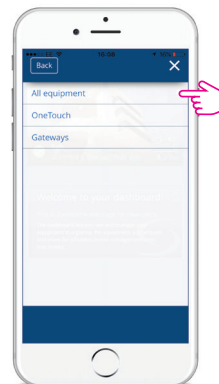
2



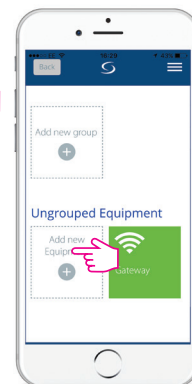
3



4



5



6

- Follow the on screen instructions.
- Once connected, the Smart Plug LED will stop flashing.



## Operating the Plug




Via the App

ON



Via the Plug



Via the App

OFF




Via the Plug

## Exit gateway


If you want to exit the gateway, follow the steps below.



Press the button  
for 10 seconds.



Will flash red  
5 times.



The LED will  
go off.