


TRV pack Eclipse



Thermostatic valves with radiator connection systems

Thermostatic radiator valve with automatic flow control, head and lockshield

*Engineering
GREAT Solutions*

TRV pack Eclipse

The IMI Heimeier radiator pack, consists of an automatic flow control TRV body, DX head and lockshield. Designed for application in a two-pipe pumped heating system. The required design flow for each radiator is set directly on the Eclipse valve. This automatic flow limitation is done with a twist and the adjusted flow will then not be exceeded. Even if there is an oversupply of pressure, due to load changes in the system, for example other valves closing or during morning start up, Eclipse will guarantee the desired flow. The thermostatic head with our incompressible liquid-filled sensor guarantees a reliable and precise room temperature control.



Key features

- > **Integrated flow limiter**
Eliminates over flows and self balances the system
- > **Flow range from 10 to 150 l/h**
For high flexibility
- > **Angle or axial connection with one kit and straight versions**
for various installation options
- > **Liquid-filled thermostat**
for powerful and precise control

Technical description

Applications area:

Heating systems

Function:

Control
Flow limitation
Shut-off

Dimensions:

DN 15

Pressure class:

PN 10

Temperature:

Max. working temperature: 120°C, with protection cap or actuator 100°C.
Min. working temperature: -10°C.

Flow range Eclipse:

The flow can be pre-set within the range: 10-150 l/h.
Delivery setting 150 l/h.
(Max. nominal flow q_{mN} at 10 kPa respecting EN 215: 110 l/h)

Differential pressure (Δp_V) Eclipse:

Max. differential pressure: 60 kPa (<30 dB(A))
Min. differential pressure: 10 – 100 l/h = 10 kPa
100 – 150 l/h = 15 kPa

Materials:

Valve body: Brass
O-rings: EPDM rubber
Valve disc: EPDM rubber
Return spring: Stainless steel
Valve insert: Brass, PPS (polyphenylsulphide)
Spindle: Niro-steel spindle with double O-ring sealing.

Material thermostatic head:

ABS, PA6.6GF30, brass, steel, Liquid-filled thermostat.

Surface treatment:

Valve body and fittings are nickel-plated.

Marking:

IMI, country code, flow direction arrow, KEYMARK-Designation. II+ Designation. Orange protection cap.

Standards:

The thermostatic valve bodies meet the following requirements: – KEYMARK certified and tested to DIN EN 215.



Pipe connection:

G1/2 male thread with 15 mm compression fitting for copper or precision steel pipe.

Connection to thermostatic head and actuator:

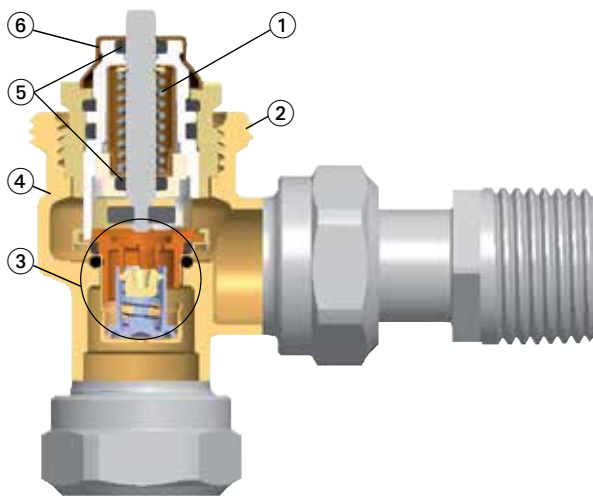
IMI Heimeier M30x1.5

Thermostatic head DX:


Thermostatic head DX with closed graduation cap and liquidfilled thermostat. High actuating force, minimum hysteresis, optimum closing time. Stable control response even with minor calculated p-band variations (<1 K). Setting numbers 0–III. Frost protection. Temperature range 0 °C to 28 °C.

Construction

Thermostatic valve body



Lockshield



Replaceable insert

The complete thermostatic insert can be replaced using the fitting tool without draining the system.

1. Strong return spring in combination with high locating force ensures that the valve does not slacken off over time
2. IMI Heimeier M30x1.5 connection for thermostatic heads and actuators
3. Automatic flow limiter

3. Valve body made of Brass
5. Long-life double O-ring sealing
6. Flow setting
7. Shut-off cone

Application

The required design flow for each radiator is set directly on the Eclipse valve. This automatic flow limitation is done with a twist and the adjusted flow setpoint will then not be exceeded. Even if there is an oversupply of pressure, either due to load changes in the system, for example other valves closing, or during morning start up. Eclipse will guarantee the requested flow.

The valve controls the flow rate independently from differential pressure. Therefore, complicated calculations to determine settings are not necessary. The pressure loss of pipings in old systems does not have to be determined in renovation projects. Only the heating capacity and the resulting max. flow rate have to be determined (see setting chart). The min. differential pressure has to be at the most unfavourable valve. If necessary, it can be measured in order to optimize pump settings (see accessories).

The angle Eclipse kit can be installed as angle form or reversed form.

The thermostatic head with our incompressible liquid-filled sensor guarantees a reliable and precise room temperature control.

Renovation

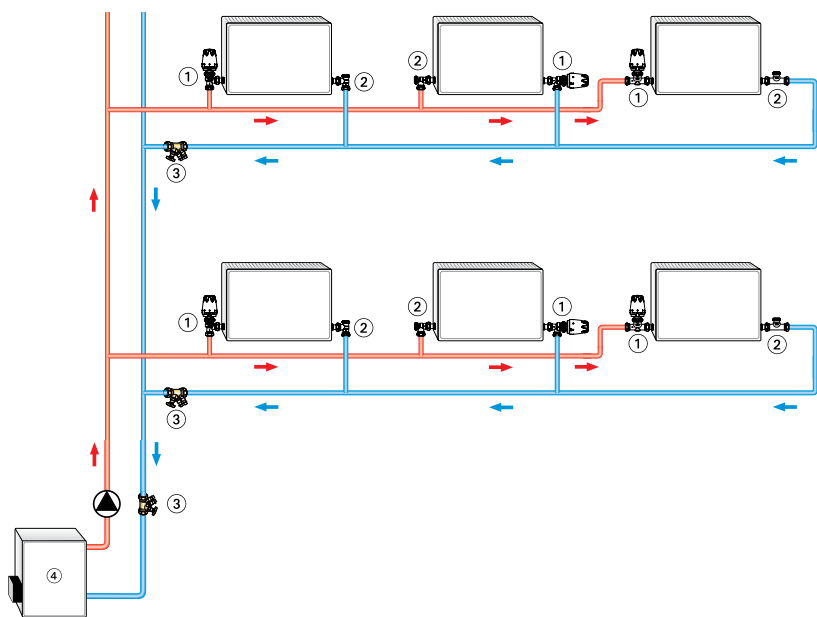
Eclipse replaces old valves with ease as the dimensions conform with the EN 215 standard. All IMI Heimeier thermostatic radiator valves with II+ marking, i.e. Calypso can be retrofitted with Eclipse inserts.

Noise behaviour

To ensure low-noise performance, the following conditions must be met:

- The differential pressure above Eclipse should not exceed 60 kPa = 600 mbar = 0,6 bar (<30 dB(A)).
- Flow must be correctly adjusted.
- The system must be completely deaerated.

Sample application



- 1. Eclipse
- 2. Lockshield
- 3. STAD balancing valve for maintenance and diagnostics
- 4. Boiler

Notes

– To avoid damage and the formation of scale deposit in the hot water heating system, the composition of the heat transfer medium should be in accordance with the VDI guideline 2035. For industrial and long-distance energy systems, see the applicable codes VdTÜV and 1466/AGFW FW 510. A heat transfer medium containing mineral oils, or any type of lubricant containing mineral oil can have extremely negative effects and usually lead to the disintegration of EPDM seals. When using nitrite-free frost and corrosion resistance solutions with an ethylene glycol base, pay close attention to the details outlined in the manufacturers' documentation, particularly concerning concentration and specific additives.

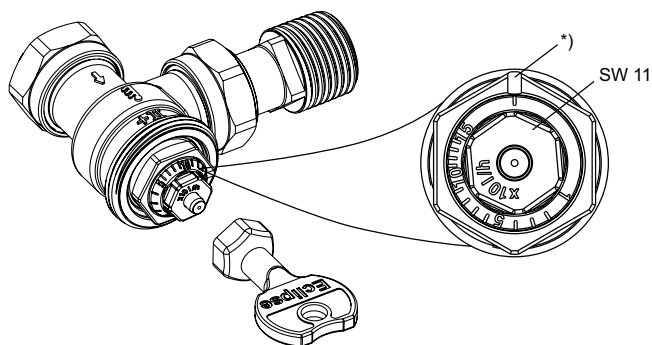
- Flush the system before changing thermostatic valves in heavy polluted existing systems.
- The thermostatic valve bodies can be used with all IMI Heimeier thermostatic heads and IMI Heimeier or IMI TA thermal or motorized actuators. The optimal tuning of the components guarantees maximum safety. When using actuators from other manufacturers, make sure that the pressure power is appropriate for thermostatic valve bodies with soft sealing valve discs.

Operation

Flow setting

Stepless setting from 1 to 15 (10 to 150 l/h). The setting is changed using the setting key (article No. 3930-02.142) or an 11 mm end wrench, to ensure tamper proof setting.

- Place the setting key on the valve insert.
- Turn the setting tool so that desired setting value is pointing at the index* on the valve body (see fig.).
- Remove the key or 11 mm end wrench. The valve is now set.

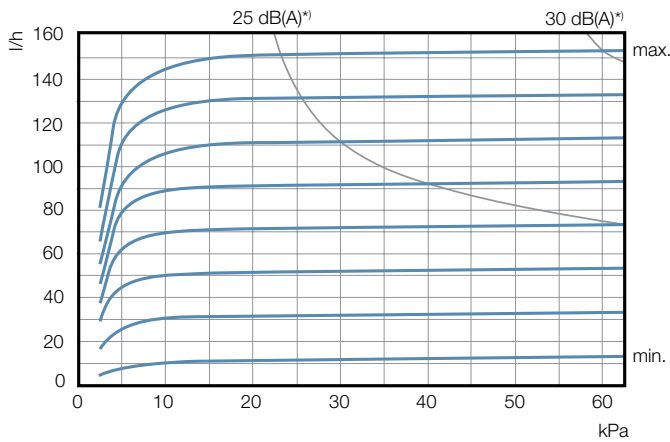


*) Index

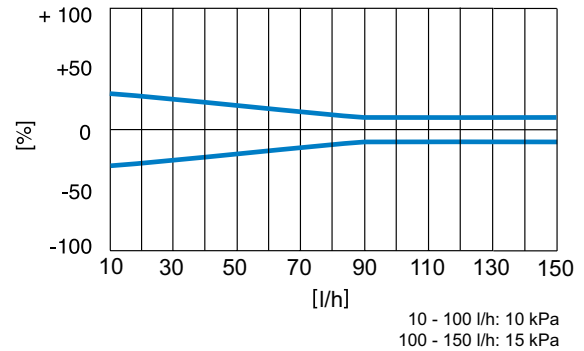
Setting	1	I	I	I	5	I	I	I	I	10	I	I	I	I	15
l/h	10	20	30	40	50	60	70	80	90	100	110	120	130	140	150

P-band [xp] max. 2 K.
 P-band [xp] max. 1 K up to 90 l/h.

Diagram



Lowest flow tolerances



*) P-band [xp] max. 2 K.

Setting table

Setting values with different radiator performances and system differential temperatures

Q [W]	200	250	300	400	500	600	700	800	900	1000	1200	1400	1600	1800	2000	2200	2400	2600	2800	3000	3200	3400	3600	3800	4000	4800	5300	6500	6800
Δt [K]																													
10	2	2	3	3	4	5	6	7	8	9	10	12	14	15															
15	1	1	2	2	3	3	4	5	5	6	7	8	9	10	12	13	14	15											
20	1	1	1	2	2	3	3	3	4	4	5	6	7	8	9	10	10	11	12	13	14	15							
30	1	1	1	1	1	2	2	2	3	3	3	4	5	5	6	6	7	8	8	9	9	10	10	11	12	14	15		
40		1	1	1	1	1	2	2	2	2	3	3	3	4	4	5	5	6	6	7	7	7	8	8	9	10	11	14	15

Δp min. 10 - 100 l/h = 10 kPa
 Δp min. 100 - 150 l/h = 15 kPa

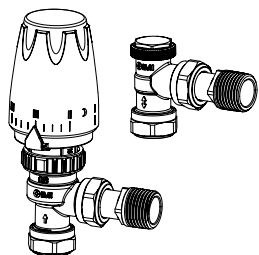
Q = Radiator performance/Output power
 Δt = System differential temperature
 Δp = Differential pressure

Sample:

Q = Output power = 1000 W, Δt = 15 K

Setting value: 6 (\approx 60 l/h)

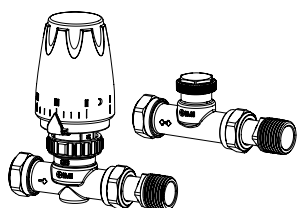
Articles



Angle

Connectivity in angle or reversed position (see dimensions)

DN	Connection radiator	Connection pipe	Flow range [l/h]	Article No
15	Rp1/2	15 mm	10-150	9690-61.800



Straight

DN	Connection radiator	Connection pipe	Flow range [l/h]	Article No
15	Rp1/2	15 mm	10-150	9690-63.800

Accessories

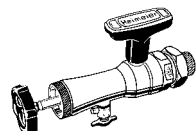


Setting key

for Eclipse. Color orange.

Article No

3930-02.142



Fitting tool

complete with case, box spanner and replacement seals, for replacing thermostatic inserts without draining off the heating system (for DN 10 to DN 20).

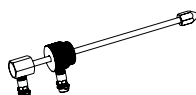
Article No

Fitting tool

9721-00.000

Replacement seals

9721-00.514

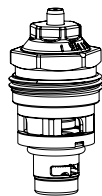


Measuring spindle for fitting tool

for differential pressure measurement at thermostatic valve bodies with TA-Scope balancing instrument.

Article No

9790-01.890

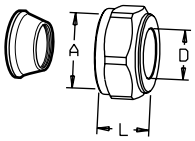


Replacement thermostatic insert

with automatic flow limiter for Eclipse.

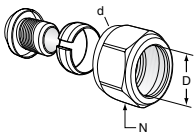
Article No

3930-02.300



Compression set TA 319 Half coupling
Chrome plated
Should not be used with PEX-pipes

DxA	L ¹	Article No	
8xG1/2	16	53 319-208	
10xG1/2	17	53 319-210	
12xG1/2	17	53 319-212	
15xG1/2	20	53 319-215	
16xG1/2	25	53 319-216	
Profile package			
10xG1/2	17	10 pcs/package	53 319-310
12xG1/2	17	10 pcs/package	53 319-312
15xG1/2	20	10 pcs/package	53 319-315



Compression set FPL-PX

d	L ¹	For PEX-pipe D	N	Article No
G1/2	13	12x1,7	24	53 644-212
G1/2	13	12x2,0	24	53 644-312
G1/2	16	15x2,5	24	53 644-315

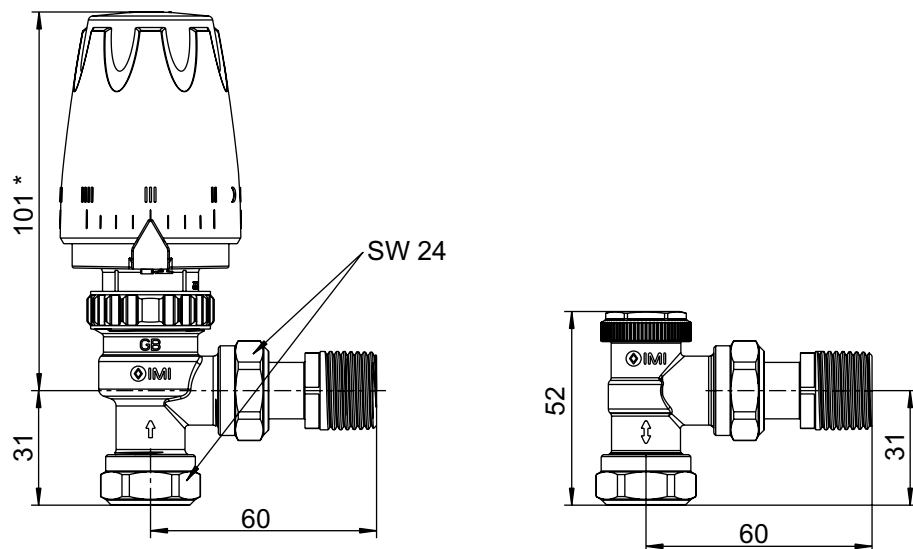
1) Over all length.

Other accessories, see catalogue leaflet "Accessories and spare parts for thermostatic radiator valves".

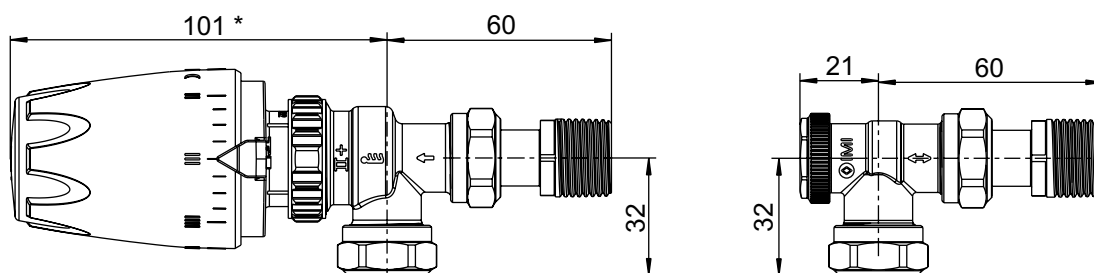
Other couplings, see catalogue leaflet "FPL".

Dimensions

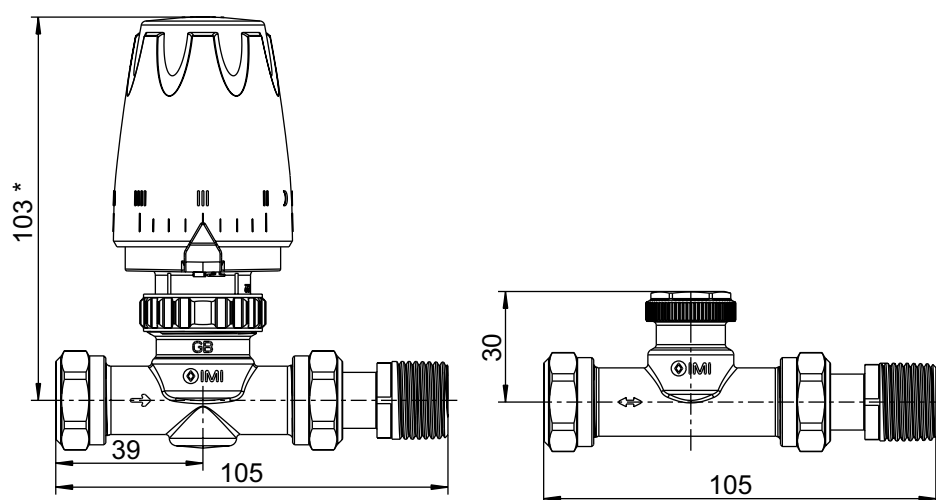
Angle connection



Reversed connection



Straight connection



The products, texts, photographs, graphics and diagrams in this document may be subject to alteration by IMI Hydronic Engineering without prior notice or reasons being given. For the most up to date information about our products and specifications, please visit www.imi-hydronic.com.