

# Aquapresso



**Pressure stabilisation for  
potable water**

Pressure stabilisation for potable  
water

*Engineering  
GREAT Solutions*

# Aquapresso

Expansion vessels with fixed gas cushion for drinking water systems. The airproof bag, made from a special butyl rubber compound suitable for drinking water, is legendary. In addition to full flow-through, the vessels offer a unique standard of hygiene.



## Key features

- > **Airproof butyl bag according to EN 13831**
- > **Wide range of vessel sizes for different system needs**  
From 8 L to 5000 L
- > **Brilliantly simple, robust design**  
Operation without auxiliary power.
- > **Excellent elasticity**  
Thanks to the fixed gas cushion.

## Technical description

### Application:

Potable water heating and pressure-boosting systems, with a maximum chloride content of 125 mg/l (70 °C) / 250 mg/l (45 °C).

### Pressure:

Min. admissible pressure, PSmin: 0 bar  
Max. admissible pressure, PS: see Articles  
Default pressure maintenance (p0): 4 bar

### Temperature:

Max admissible temperature, TS: 120 °C  
Min admissible temperature, TSmin: -10 °C  
Max admissible bag temperature, TB: 70 °C  
Min admissible bag temperature, TBmin: 5 °C

### Material:

Steel. Colour beryllium.  
All metallic parts in contact with water in stainless steel.

### Transportation and storage:

In frostless, dry places.

### Standards:

Constructed according to PED 2014/68/EU.  
Local drinking water legislations apply.

## Function, Equipment, Features

- Airproof butyl bag according to EN 13831 and IMI Pneumatex internal standards. Exchangeable on AG, AGF models.
- Hydrowatch for bag tightness control (ADF, AUF, AGF).
- Flowfresh full flow-through (ADF, AUF, AGF).
- Endoscopic inspection hole (AU, AUF), two flanged openings (AG, AGF) for internal inspections.
- Feet for upright assembly (AG, AGF, AU, AUF). Wall bracket for easy assembly (AD, ADF).



green = OK  
red = bag damage

## Aquapresso in potable hot water systems

By temporarily storing expansion water that would otherwise be lost through the safety valve, the Aquapresso contributes to reduced water usage in potable hot water systems. Correct pressure presets are key for a faultless and reliable operation.

## Approvals

Aquapresso is designed for potable water systems. Since there are no uniform standards, always observe local regulations regarding selection, based on which either full or no flow-through models may be deployed.

## Calculation

### Preset pressure

$$p_0 = p_a - 0,3 \text{ bar}$$

The preset pressure of the Aquapresso is set to at least 0,3 bar below the initial pressure  $p_a$ .

### Initial pressure

$$p_a = p_{FL}$$

The initial pressure corresponds to the flow pressure  $p_{FL}$ . It should be kept at a constant level by means of the installation of a pressure regulating valve in the cold water line.

### Safety valve

The non-operative pressure  $p_R$  in the potable water network must not exceed 80% of the safety valve response pressure.

$$p_{sv} = \frac{p_R}{0,8}$$

### Nominal volume

$V_{hs}$  is the nominal volume of the potable water heater. e (60 °C, table 1)

$$VN = V_{hs} \cdot e \cdot \frac{(p_{sv} + 0,5) \cdot (p_0 + 1,3)}{(p_0 + 1) \cdot (p_{sv} - p_0 - 0,8)}$$

## Quick selection

### Heating-up from 10°C to 60°C

psv [bar]	p0 4,0 bar   pa 4,3 bar				p0 3,0 bar   pa 3,3 bar			
	6	7	8	10	6	7	8	10
Vhs [liter]	Nominal volume VN [liter]							
50	8	8	8	8	8	8	8	8
80	8	8	8	8	8	8	8	8
100	12	8	8	8	8	8	8	8
150	18	12	8	8	8	8	8	8
180	18	12	12	8	8	8	8	8
200	25	12	12	8	12	8	8	8
250	25	18	12	12	12	12	8	8
300	35	18	18	12	18	12	12	12
400	50	25	25	18	18	18	12	18
500	50	35	25	25	25	18	18	25
600	80	50	35	25	35	25	18	25
700	80	50	35	35	35	25	25	25
800	80	50	50	35	35	35	25	25
900	140	80	50	35	50	35	35	35
1000	140	80	50	50	50	35	35	35

### Example

$V_{hs} = 200$  litre

$p_a = 3,3$  bar

$p_{sv} = 10$  bar

*Selected:*

Aquapresso ADF 8.10 with full flow-through

$p_0 = 3$  bar

Reduce the default pressure preset from 4 bar to 3 bar.

## Aquapresso in pressure-boosting systems

In pressure-boosting systems the Aquapresso can stabilise the potable water network and reduce the switching frequency. May be installed at either the low or high pressure sides of the system. Installation of an Aquapresso on the mains is always to be coordinated with local water utilities.

### Aquapresso A...F with bypass

For the flow-through Aquapresso models A...F, if the maximum flow  $q_{max}$  exceeds the nominal flow  $q_N$  the device must be installed with a bypass. The bypass is to be dimensioned for the flow difference with a flow speed of 2 m/s. See Application example or instruction.

## Calculation

### Aquapresso on the suction side

Calculation according to 1988 T5

$q_{\max}$   m <sup>3</sup> /h	VN   litre	qN Nominal flow
≤ 7	≥ 300	according to Datasheet
< 7 ≤ 15	≥ 500	
> 15	≥ 800	

### Aquapresso for water hammering absorption

This topic is very complex and complicated. We recommend to have the calculation done by a specialized engineering office.

### Aquapresso on the discharge side

VN calculation according to DIN 1988 T5 for the restriction of the switching frequency

$$VN = 0,33 \cdot q_{\max} \cdot \frac{pa + 1}{(pa - pe) \cdot s \cdot n}$$

s Switching frequency | 1/h

Pump capacity | kW

20	≤ 4,0
15	≤ 7,5
10	> 7,5

VN calculation by storage volume V between working pressure and turn-off pressure

$$VN = q \cdot \frac{(pe + 1) \cdot (pa + 1)}{(p0 + 1) \cdot (pa - pe)}$$

n = Number of pumps

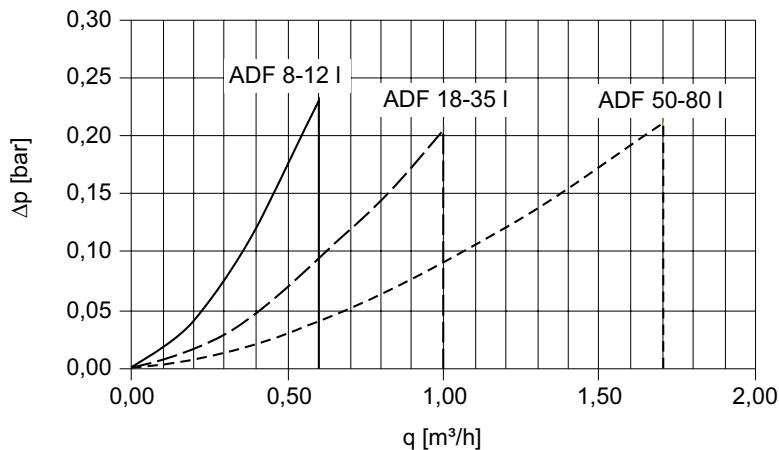
pe = Working pressure

pa = Turn-off pressure

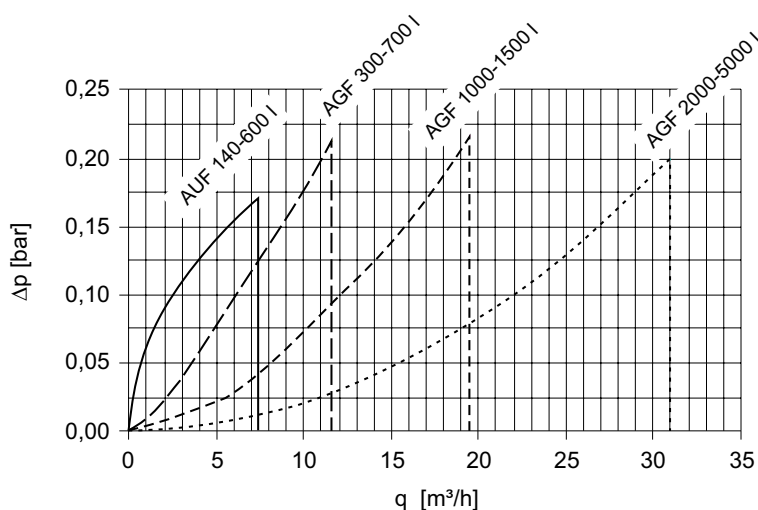
$q_{\max}$  = flow pump

## Diagrams

### Ca. Pressure loss $\Delta p$ – Aquapresso ADF



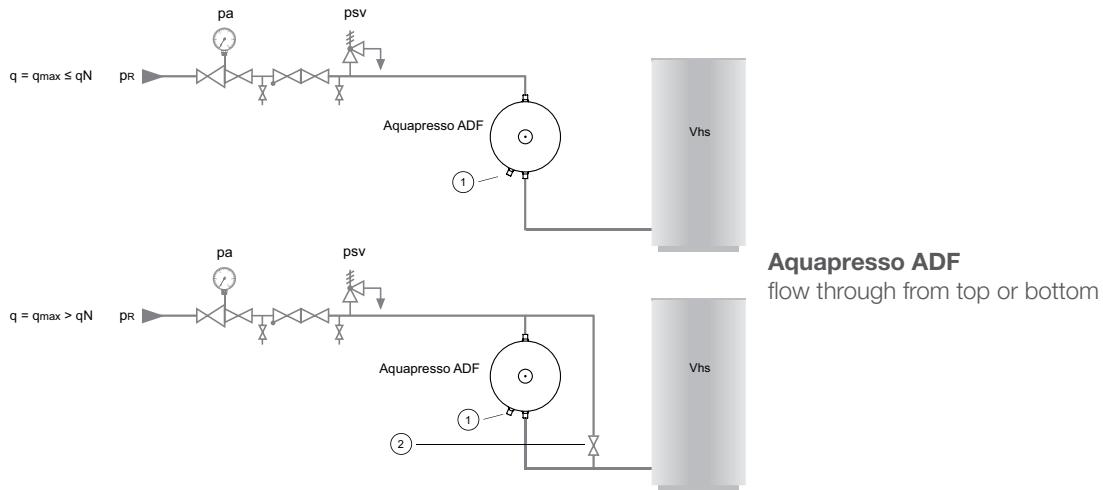
### Ca. Pressure loss $\Delta p$ – Aquapresso AUF, AGF



## Application examples

### Aquapresso ADF

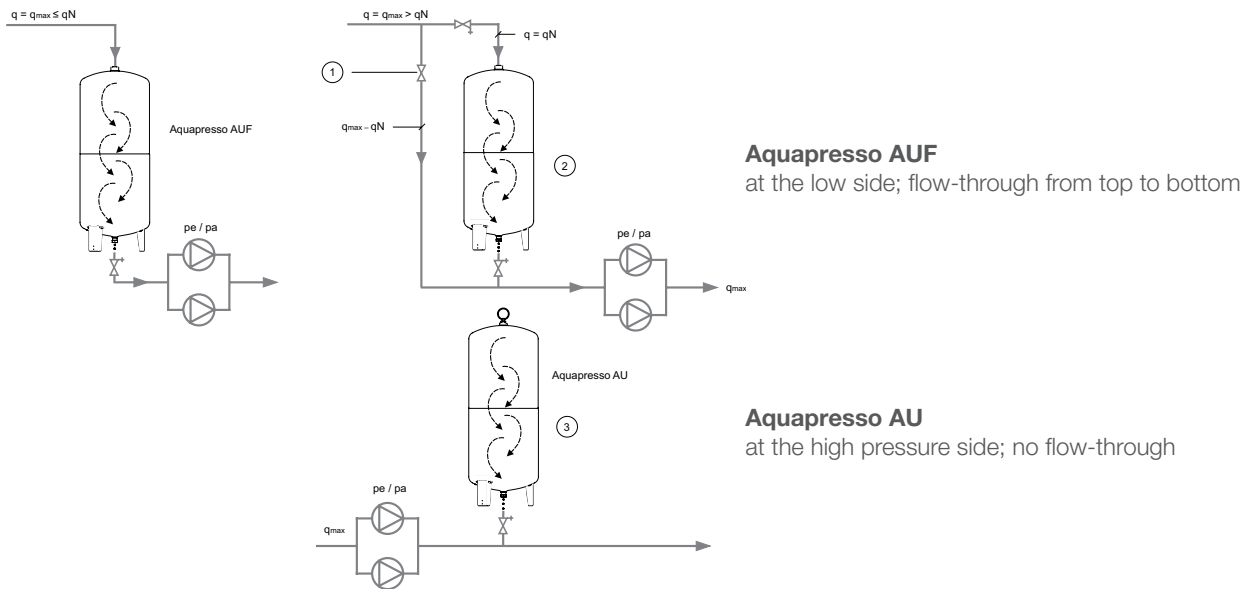
with flowfresh full flow-through in a potable water heating system  
(May require changes to meet local legislation)



1. Hydrowatch
2. Bypass open, remove handwheel

### Aquapresso AUF/AU

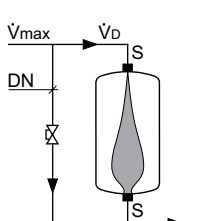
in a pressure-boosting system  
(May require changes to meet local legislation)



1. Bypass open, remove handwheel
2.  $p_0$  at least 0,5 bar below the minimum supply pressure
3.  $p_0 = 0,9$  working pressure of the peak load pump, at least 0,5 bar below the working pressure

### Aquapresso A...F

DN bypass with  $V_{max}$

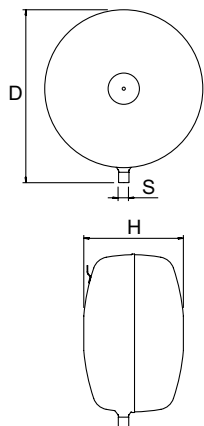


$V_{max}$   $m^3/h$	0,6	1,0	1,7	3,0	7,3	11,5	15,0	19,5	25,0	31,0	40,0	50,0
	DN Bypass											
ADF 8-12	■	•	•	•	•	•	•	•	•	•	•	•
ADF 18-35	■	•	•	•	•	•	•	•	•	•	•	•
ADF 50-80	■	■	■	15	25	•	•	•	•	•	•	•
AUF 140-500	■	■	■	■	25	32	•	•	•	•	•	•
AGF 700	■	■	■	■	■	25	32	50	•	•	•	•
AGF 1000-1500	■	■	■	■	■	■	■	32	40	65	•	•
AGF 2000-5000	■	■	■	■	■	■	■	■	■	■	32	50

Aquapresso with larger flow-through recommended

$V \leq V_D$  no bypass required

## Articles



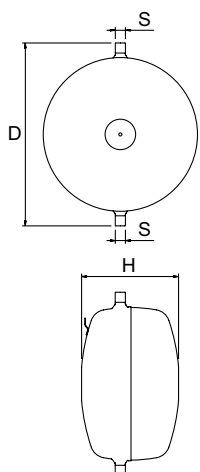
### Aquapresso AD

Disc shaped.  
Assembly with bottom connection.

Type	VN [l]	D	H**	m [kg]	S	EAN	Article No
<b>10 bar (PS)</b>							
AD 8.10	8	314	166	3,8	R1/2	7640148633772	711 1000
AD 12.10	12	352	201	5,1	R1/2	7640148633789	711 1001
AD 18.10	18	393	224	6,5	R3/4	7640148633796	711 1002
AD 25.10	25	436	251	8,2	R3/4	7640148633802	711 1003
AD 35.10	35	485	280	10,1	R3/4	7640148633819	711 1004
AD 50.10	50	536	317	12,6	R1	7640148633826	711 1005
AD 80.10	80	636	347	16,9	R1	7640148633833	711 1006

VN = Nominal volume

\*\* ) Tolerance 0 /+35



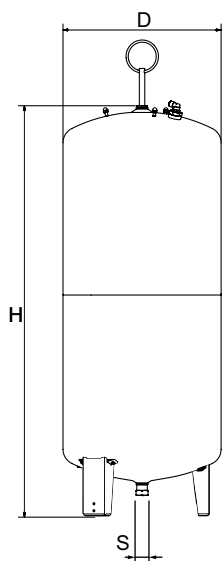
### Aquapresso ADF

Disc shaped.  
Assembly with top and bottom connection, suitable for flow in either direction.  
Flowfresh full flow-through.

Type	VN [l]	D	H**	m [kg]	S	qN [m³/h]	EAN	Article No
<b>10 bar (PS)</b>								
ADF 8.10	8	345	166	4	2x R1/2	0,6	7640148633840	711 2000
ADF 12.10	12	386	201	5,3	2x R1/2	0,6	7640148633857	711 2001
ADF 18.10	18	430	224	6,6	2x R3/4	1,0	7640148633864	711 2002
ADF 25.10	25	472	251	8,5	2x R3/4	1,0	7640148633871	711 2003
ADF 35.10	35	521	280	10,4	2x R3/4	1,0	7640148633888	711 2004
ADF 50.10	50	587	317	13	2x R1	1,7	7640148633895	711 2005
ADF 80.10	80	687	347	17,4	2x R1	1,7	7640148633901	711 2006

VN = Nominal volume

\*\* ) Tolerance 0 /+35



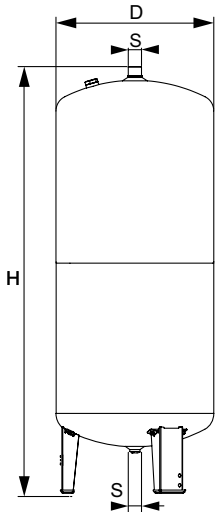
### Aquapresso AU

Slim, cylindrical model.

Type	VN [l]	D	H	H***	m [kg]	S	EAN	Article No
<b>10 bar (PS)</b>								
AU 140.10	140	420	1274	1523	33	R1 1/4	7640148633918	711 1007
AU 200.10	200	500	1330	1566	41	R1 1/4	7640148633925	711 1008
AU 300.10	300	560	1451	1694	60	R1 1/4	7640148633932	711 1009
AU 400.10	400	620	1499	1761	70	R1 1/4	7640148633949	711 1010
AU 500.10	500	680	1588	1859	90	R1 1/4	7640148633956	711 1011
AU 600.10	600	740	1596	1872	108	R1 1/4	7640148633963	711 1012

VN = Nominal volume

\*\*\* ) Max. height when vessel is tilted



### Aquapresso AUF

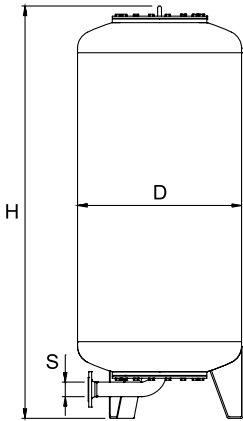
Slim, cylindrical model.

Flowfresh full flow-through, from top to bottom only.

Type	VN [l]	D	H	H***	m [kg]	S	qN [m³/h]	EAN	Article No
<b>10 bar (PS)</b>									
AUF 140.10	140	420	1274	1562	34	2x R1 1/4	7,3	7640148633970	711 2007
AUF 200.10	200	500	1330	1577	42	2x R1 1/4	7,3	7640148633987	711 2008
AUF 300.10	300	560	1451	1711	61	2x R1 1/4	7,3	7640148633994	711 2009
AUF 400.10	400	620	1499	1773	71	2x R1 1/4	7,3	7640148634007	711 2010
AUF 500.10	500	680	1588	1870	91	2x R1 1/4	7,3	7640148634014	711 2011

VN = Nominal volume

\*\*\*) Max. height when vessel is tilted



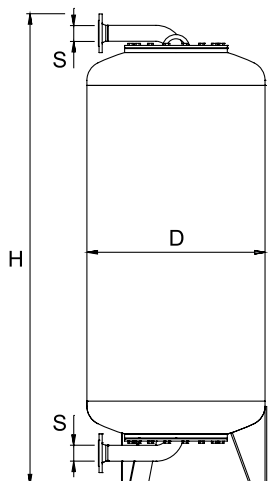
### Aquapresso AG

Slim, cylindrical model.

Type	VN [l]	D	H**	H***	m [kg]	S EN 1092-1	EAN	Article No
<b>10 bar (PS)</b>								
AG 700.10	700	750	1901	1936	250	DN 50	7640148634038	711 1013
AG 1000.10	1000	850	2070	2126	340	DN 65	7640148634045	711 1014
AG 1500.10	1500	1016	2253	2328	460	DN 65	7640148634052	711 1015
AG 2000.10	2000	1016	2773	2826	760	DN 80	7640148634069	711 1020
AG 3000.10	3000	1300	2871	2955	920	DN 80	7640148634076	711 1017
AG 4000.10	4000	1300	3518	3580	1060	DN 80	7640148634083	711 1018
AG 5000.10	5000	1300	4161	4202	1180	DN 80	7640148634090	711 1019
<b>16 bar (PS)</b>								
AG 300.16	300	500	1824	1839	180	DN 50	7640148634175	711 3000
AG 500.16	500	650	1879	1906	250	DN 50	7640148634182	711 3001
AG 700.16	700	750	1954	1988	290	DN 50	7640148634199	711 3002
AG 1000.16	1000	850	2103	2159	390	DN 65	7640148634205	711 3003
AG 1500.16	1500	1016	2256	2331	520	DN 65	7640148634212	711 3004
AG 2000.16	2000	1016	2792	2845	840	DN 80	7640148634229	711 3009
AG 3000.16	3000	1300	2898	2982	1000	DN 80	7640148634236	711 3006
AG 4000.16	4000	1300	3543	3607	1170	DN 80	7640148634243	711 3007
AG 5000.16	5000	1300	4188	4230	1310	DN 80	7640148634250	711 3008

VN = Nominal volume

\*\*\*) Max. height when vessel is tilted



### Aquapresso AGF

Slim, cylindrical model.

Flowfresh full flow-through from top to bottom only.

Type	VN [l]	D	H**	H***	m [kg]	S EN 1092-1	qN [m³/h]	EAN	Article No
<b>10 bar (PS)</b>									
AGF 700.10	700	750	1970	2062	260	2xDN 50	11,5	7640148634106	711 2013
AGF 1000.10	1000	850	2171	2310	355	2xDN 65	19,5	7640148634113	711 2014
AGF 1500.10	1500	1016	2354	2510	475	2xDN 65	19,5	7640148634120	711 2015
AGF 2000.10	2000	1016	2925	3084	775	2xDN 80	31,0	7640148634137	711 2020
AGF 3000.10	3000	1300	3022	3228	935	2xDN 80	31,0	7640148634144	711 2017
AGF 4000.10	4000	1300	3668	3839	1080	2xDN 80	31,0	7640148634151	711 2018
AGF 5000.10	5000	1300	4313	4459	1200	2xDN 80	31,0	7640148634168	711 2019
<b>16 bar (PS)</b>									
AGF 300.16	300	500	1891	1947	200	2xDN 50	11,5	7640148634267	711 4000
AGF 500.16	500	650	1946	2021	270	2xDN 50	11,5	7640148634274	711 4001
AGF 700.16	700	750	1970	2062	300	2xDN 50	11,5	7640148634281	711 4002
AGF 1000.16	1000	850	2218	2354	410	2xDN 65	19,5	7640148634298	711 4003
AGF 1500.16	1500	1016	2371	2526	540	2xDN 65	19,5	7640148634304	711 4004
AGF 2000.16	2000	1016	2941	3099	860	2xDN 80	31,0	7640148634311	711 4009
AGF 3000.16	3000	1300	3046	3252	1040	2xDN 80	31,0	7640148634328	711 4006
AGF 4000.16	4000	1300	3691	3863	1195	2xDN 80	31,0	7640148634335	711 4007
AGF 5000.16	5000	1300	4336	4482	1335	2xDN 80	31,0	7640148634342	711 4008

VN = Nominal volume

\*\*\*) Tolerance 0 /-100.

\*\*\*) Max. height when vessel is tilted

## Technical description – Pre-pressure measuring gauge

### Applications:

Heating, solar, drinking water and cooling systems.  
Deployment in systems according to EN 12828, SWKI 93-1.

### Functions:

Control of the pre-pressure at expansion vessels. Auto on/off.  
Automatic calibration.

### Pressure:

Min. admissible pressure, PSmin: 0 bar  
Max. admissible pressure, PS: 10 bar

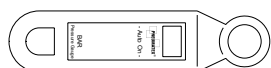
### Temperature:

Max. admissible temperature, TS: 120 °C  
Min. admissible temperature, TSmin: -10 °C

### Material:

Rugged plastic housing.

## Articles



### Pre-pressure measuring gauge DME

Type	PS [bar]	m [kg]	EAN	Article No
DME	10	0,3	7640148638593	500 1048