

# TA-BAV



## **Ball valves**

Version with lever, spindle extension,  
lockshield and compression ends  
– DN 15-50



Engineering  
**GREAT** Solutions

# TA-BAV

Ball valve for heating and cooling systems. Tapwater systems.  
Available in the pressure classes PN 25-40.



## Technical description

### Application:

Heating and cooling systems  
Tap water systems

### Function:

Shut-off

### Dimensions:

DN 15-50

### Pressure class:

PN 25-40, see table

### Temperature:

Max. working temperature: 120°C  
Min. working temperature: -10°C

### Media:

Water and neutral fluids, water-glycol mixtures.

### Approval:

WRAS

### Material:

Body: DZR CW602N  
Spindle: CW602N (DN15-DN25),  
CW617N (DN32-DN50)  
Ball: DZR CW602N polished and chrome plated  
Spindle seal: PTFE O-ring  
Seal rings: PTFE  
End nut: CW602N  
Lever: bent sheet steel, covered with rubber

### Marking:

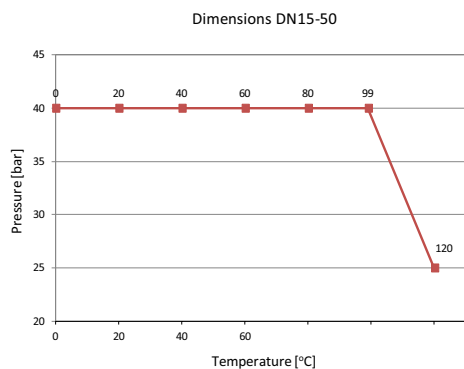
IMI, PN, DN, material.

### Pressure and temperature limits:

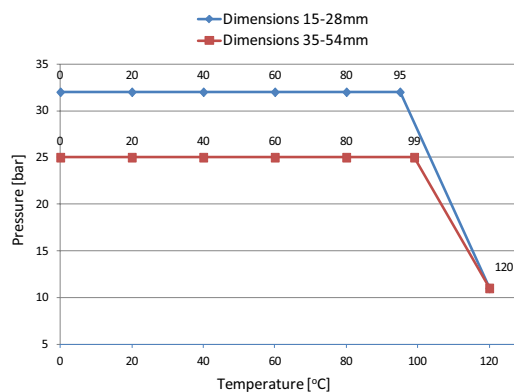
Max pressure at different temperature	Threaded	With compression couplings
	PN25-40	PN10-25
90°C	40 bar	25 bar
120°C	25 bar	10 bar

## Max pressure at different temperature

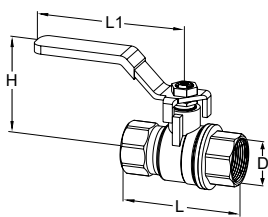
### Standard



### With compression coupling

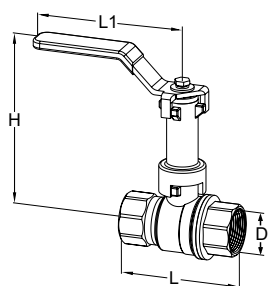


## Standard - Thread according to ISO 228. Thread length according to ISO 7/1.



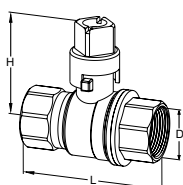
### With lever

DN	D	L	L1	H	Kvs	Kg	EAN	Article No
15	G1/2	58	81	50	17	0,20	5902276800009	42150-000515
20	G3/4	67	81	53,5	41	0,30	5902276800016	42150-000520
25	G1	81	114	63,5	70	0,53	5902276800023	42150-000525
32	G1 1/4	94	114	68,5	121	0,77	5902276800030	42150-000532
40	G1 1/2	102	158	83	200	1,19	5902276800047	42150-000540
50	G2	121	158	92	292	1,73	5902276800054	42150-000550



### With spindle extension

DN	D	L	L1	H	Kvs	Kg	EAN	Article No
15	G1/2	58	81	91	17	0,29	5902276800122	42150-100515
20	G3/4	67	81	94,5	41	0,38	5902276800139	42150-100520
25	G1	81	114	95,5	70	0,56	5902276800146	42150-100525
32	G1 1/4	94	114	100,5	121	0,92	5902276800153	42150-100532
40	G1 1/2	102	158	128	200	1,15	5902276800160	42150-100540
50	G2	121	158	137	292	2,13	5902276800177	42150-100550

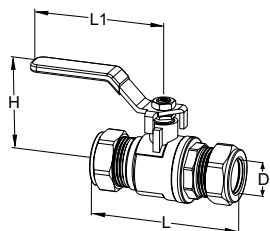


### With lockshield

DN	D	L	H	Kvs	Kg	EAN	Article No
15	G1/2	58	55	17	0,24	5902276800245	42150-200515
20	G3/4	67	58,5	41	0,33	5902276800252	42150-200520
25	G1	81	68,5	70	0,60	5902276800269	42150-200525
32	G1 1/4	94	73,5	121	0,83	5902276800276	42150-200532
40	G1 1/2	102	88	200	1,32	5902276800283	42150-200540
50	G2	121	97	292	1,94	5902276800290	42150-200550

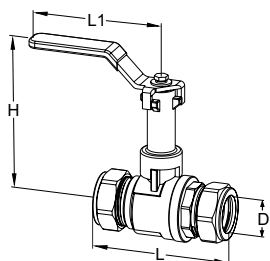
Kvs = m<sup>3</sup>/h at a pressure drop of 1 bar and fully open valve.

## With compression ends



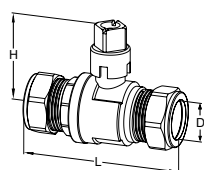
### With lever

DN	D	L*	L1	H	Kvs	Kg	EAN	Article No
15	15	56,5	81	47	17	0,25	5902276800092	42150-002415
20	22	67,5	81	50,5	41	0,37	5902276800108	42150-002422
25	28	72	114	58,5	70	0,60	5902276800115	42150-002428
32	35	85	114	63,5	121	0,85	5902276800061	42150-002335
40	42	98,5	158	79	200	1,34	5902276800078	42150-002342
50	54	115	158	86,5	292	2,15	5902276800085	42150-002354



### With spindle extension

DN	D	L*	L1	H	Kvs	Kg	EAN	Article No
15	15	56,5	81	88	17	0,33	5902276800214	42150-102415
20	22	67,5	81	91,5	41	0,45	5902276800221	42150-102422
25	28	72	114	92,5	70	0,75	5902276800238	42150-102428
32	35	85	114	95,5	121	1,00	5902276800184	42150-102335
40	42	98,5	158	124	200	1,62	5902276800191	42150-102342
50	54	115	158	131,5	292	2,44	5902276800207	42150-102354



### With lockshield

DN	D	L*	H	Kvs	Kg	EAN	Article No
15	15	56,5	44,5	17	0,28	5902276800337	42150-202415
20	22	67,5	48	41	0,40	5902276800344	42150-202422
25	28	72	55	70	0,66	5902276800351	42150-202428
32	35	85	60	121	0,91	5902276800306	42150-202335
40	42	98,5	75	200	1,43	5902276800313	42150-202342
50	54	115	82,5	292	2,25	5902276800320	42150-202354

\*) dimension L (mm) is the length of the body without nuts

Kvs = m<sup>3</sup>/h at a pressure drop of 1 bar and fully open valve.