

BRISTAN

TAPS & SHOWERS

Installation Instructions & User Guide

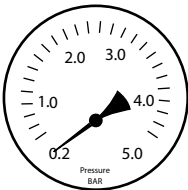
Please leave these instructions
with the end user

Product Code: R RK MT (D2)

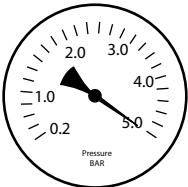
Specifications

Dynamic Water Pressure (bar)

Min: 0.2 bar

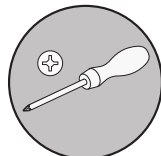


Max: 5.0 bar




Maximum Static Pressure: 10.0 bar

Tools You'll Need

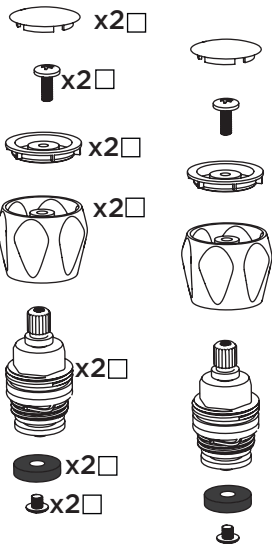


Crosshead Screwdriver



Adjustable Spanner

Pack Contents



Prior to Installation

All products manufactured and supplied by Bristan are safe provided they are installed, used correctly and receive regular maintenance in accordance with these instructions.

This product has been tested to the Water Regulations Advisory Scheme (WRAS) and satisfies the requirements of the Water Supply (Water Fittings) Regulations 1999 and current bylaws.


The replacement handles have a high quality finish and should be treated with care to preserve the visible surfaces.

All surface finishes will wear if not cleaned correctly, once your product has been used, dry it with a soft cloth. Your taps should be regularly cleaned with warm water, a mild pH-neutral liquid soap and polished with the microfiber cloth. This is gentle yet effective cleaning without scratching.


Any residues from soap and toothpaste can cause blemishes if not rinsed straight after use. Avoid using abrasive cloths, scouring pads, scrub sponges, steel wool or anything similar.

This product must not be modified in anyway as this will invalidate the guarantee.

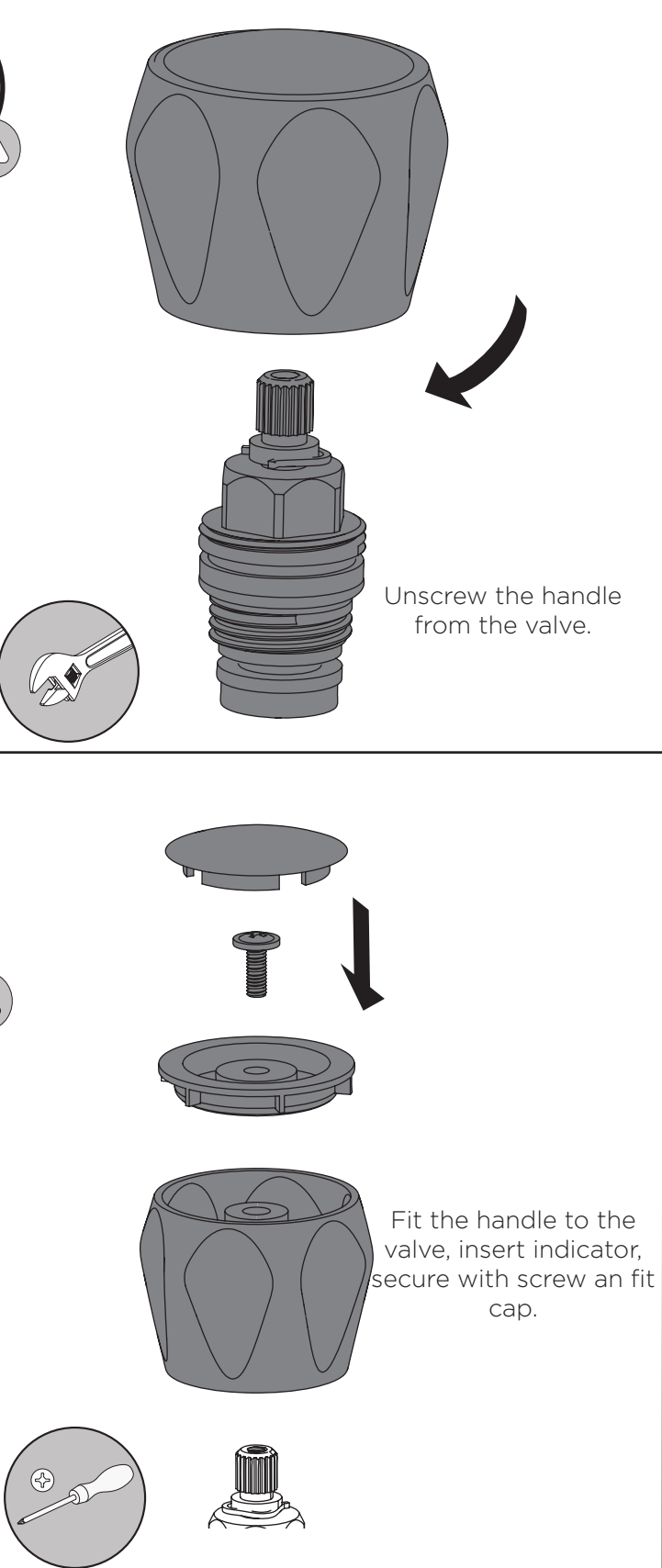
Installation



Remove the existing handles and valves.



Tighten the valve into the
tap body.



At Bristan, we want to make things as easy as possible for our customers. That's why we offer solid guarantees on all our products, effective from the date of purchase, to give you peace of mind.

To start your free guarantee simply scan the QR code and register your product.
Alternatively visit www.bristan.com/register.

For any other queries, please call our Customer Service on 0330 026 6273 where our expert team of advisors will be able to offer you any help and advice.

For full guarantee terms and conditions visit www.bristan.com/guarantees.



We Know & We Care